

3 Port Linear Canopy

700FJL3_

1.8



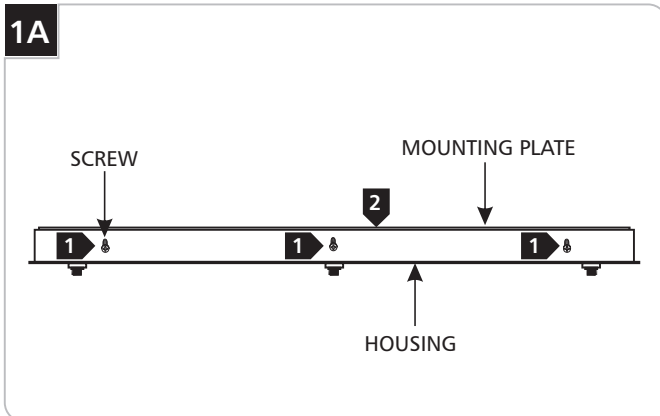
GENERAL PRODUCT INFORMATION:



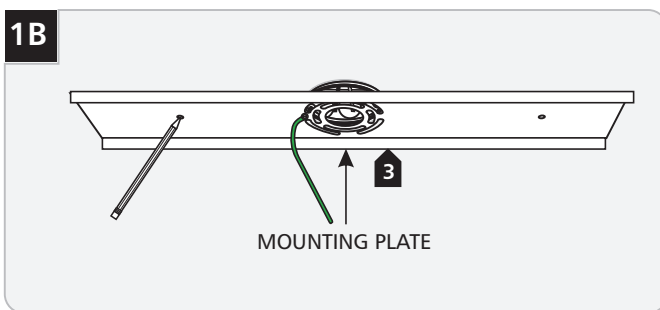
This product is suitable for indoor dry locations only.

This product can be dimmed with a standard incandescent dimmer.

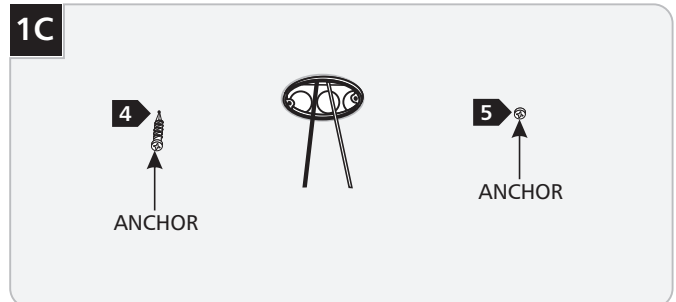
Minimum volume of the electrical box must be 6 cubic inches (98 cubic centimeter).



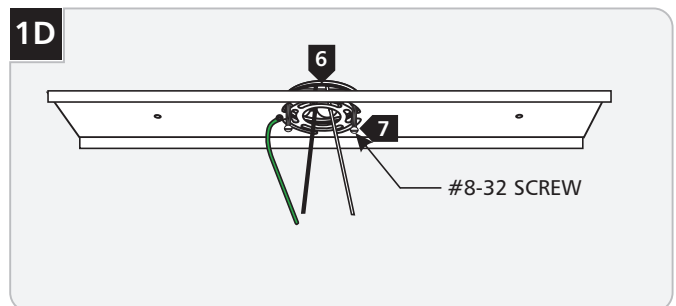
- 1** Remove the six screws on canopy sides with a Phillips screwdriver.
- 2** Lift the mounting plate from housing.



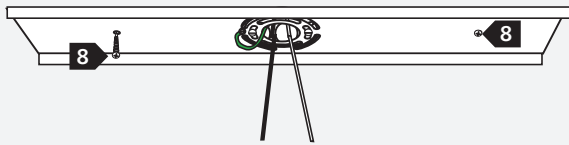
- 3** Align the mounting plate slots with the electrical box holes and mark two points onto the ceiling through the mounting holes.



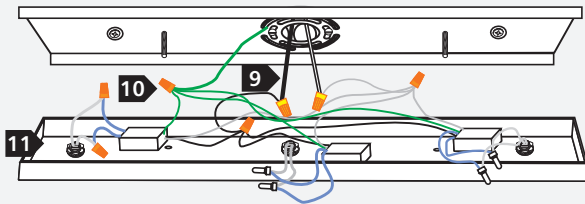
- 4** With a hammer tap the anchors at the marked points up to the threaded portion.
- 5** Screw the anchors in the rest of the way with a Phillips screwdriver.



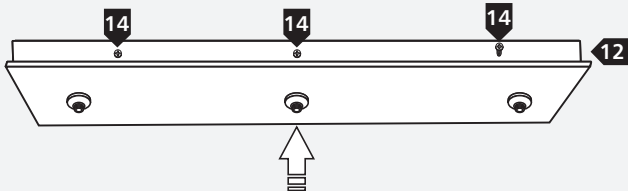
- 6** Feed the 120 volt power line wires through the mounting plate center hole.
- 7** Line up the two mounting plate slots with the electrical box holes and use the two provided #8-32 screws to mount it to the electrical box.

1E

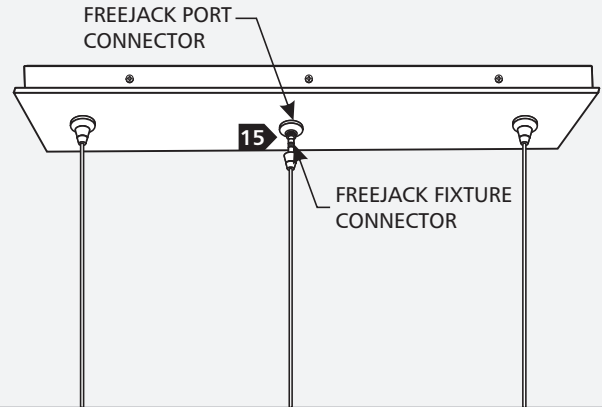
- 8** Secure the mounting plate to the anchors with the provided #8 screws.

1F

- 9** Connect the black wire to the hot power line wire and the white wire to the neutral power line wire with wire nuts.
- 10** Connect the green ground wire to the mounting plate with the ground screw provided. Make sure that the mounting plate is grounded in accordance with local electrical codes.
- 11** Place all wires properly inside the canopy.

1G

- 12** Slide the housing onto the mounting plate.
- 13** Line up the housing holes with the mounting plate.
- 14** Replace and tighten the six screws to secure the canopy.

1H

- 15** Screw the FreeJack fixture connector completely into the FreeJack port connector.

SAVE THESE INSTRUCTIONS!



TECH LIGHTING®

7400 Linder Ave, Skokie, IL 60077
847.410.4400

www.techlighting.com

© 2008 Tech Lighting, L.L.C. All rights reserved. The "Tech Lighting" graphic is a registered trademark of Tech Lighting, L.L.C. Tech Lighting reserves the right to change specifications for product improvements without notification.
A Generation Brands Company