

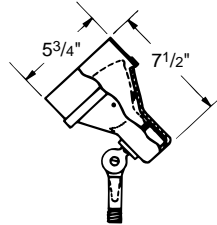
Landscape and Heavy Duty Flood Series

ORDERING INFORMATION

L38BZ

FIXTURE

150W-Bronze



40L

FIXTURE

40L Series-
150, 250W

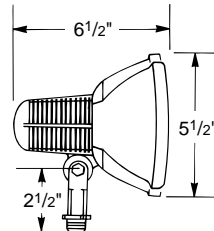
FINISH

BRZ-Bronze

BLACK-Black

WHITE-White

No suffix for Aluminum



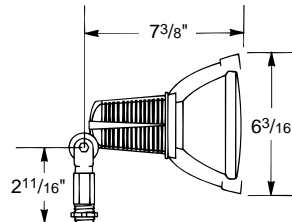
V4400

FIXTURE

V4400 Series-
Natural Aluminum
75-300W

OPTION

E-Enclose
No suffix for Open



PRODUCT SPECIFICATIONS

- Landscape and Heavy Duty Flood Series units are ideal for industrial, commercial, and residential uses such as ground level lighting, sign lighting, and industrial task-safety lighting.
- Precision die-cast aluminum with integral shield to protect lamp.
- Multi-piece gasketing system locks out moisture and debris.
- Premium porcelain socket mounted on heat sink pod for effective heat transfer and reinforced lamp contact.
- Deep integral cast 360 degree "bell" protects lamp, helps shield glare and prevents light spill.
- 1/2" NPT threaded die cast arm, locknut preinstalled, prelubed to facilitate mounting.
- Cast-in quadrants with serrated teeth lock unit in place once aimed.
- Extra long pigtails for easy splicing.
- Above and below horizontal aiming.

ACCESSORIES

For V4400 units:

4451-Glare shield, 270 degrees

BV4450-Cast guard.

V4453C-Clear screw in lens

4503-3/4" arm

SLW10A-Surface adapter to convert V4400 1/2" arm to surface mount

For 40L units:

207-Wire guard

TECHNICAL INFORMATION

Landscape and Heavy Duty Flood Series accept PAR38/QPAR38 lamps up to 300W, except L38BZ units that use PAR38 only and V4400E which also accept R40. Heavy Duty units are not for use in hazardous locations

See page 6-A for Lamp Data.



UL Wet Location Listed.
UL File Number: E57163