


T-Bay 2/3/4 Light T5



ORDERING INFORMATION

Catalog Number: Example: TSN454EB1-1

TS	N		54	EB			
FIXTURE	BODY WIDTH	LAMPS	WATTAGE	BALLAST SOURCE	CIRCUIT	VOLTAGE	OPTIONS
TS-T-Bay Series Industrials	N-Narrow (4 Light)	2 3 4	54-54W T5	EB-Electronic ballast	1-1 2/3/4-light ballast 2-2 2-light ballasts	1-120V 4-277V 5-480V 8-120-277V (voltage sensing)	JP-Job pack WHR-White reflector

PRODUCT SPECIFICATIONS

- Precision die-formed steel housing.
- Architectural post painted finish eliminates exposed edges for safe handling.
- Beveled Miro 4 reflector surrounds each lamp for optimum efficiency.
- Accepts stem, pendant, or chain mounting.
- Out performs conventional 400 watt MH technology for a fraction of the energy consumption.
- Standard with electronic ballasts for 120V, 277V, 480V, or voltage sensing 120-277V applications.
- Instant-on.
- Low profile.
- Multi-level switching capability.
- Top access plate.
- Rotatable ends provide access to wiring chamber.

OPTIONS/ACCESSORIES

- TSNGUARD**-Wireguard for 2/3/4 light fixtures.
- TSCHAIN**-2 sets of heavy duty chain for hanging T5/T8 units.
- TSMTG**-Universal mounting plate for use with TSCHAIN accessory.
- MD360**-120-277V motion sensor with 360° field of vision.
- MD360-5**-For use with 480V fixtures.
- TSNLENS**-Prismatic lens.
- TSNGYM**-Wireguard and prismatic lens combination.
- TSNGYM-CL**-Wireguard and clear lens combination.

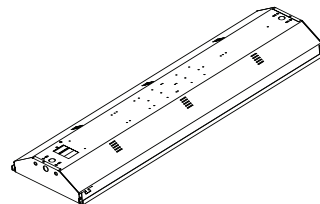
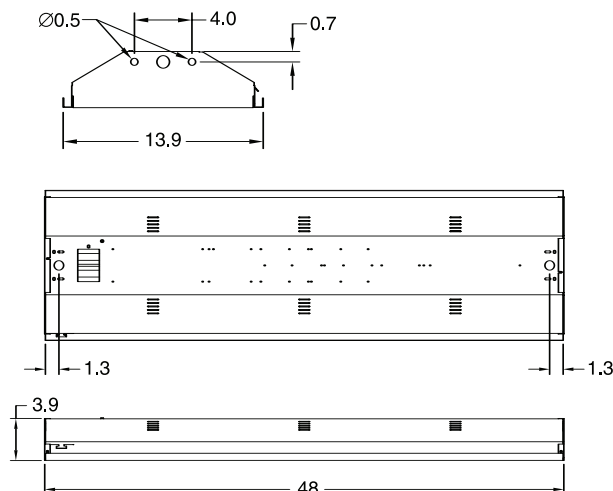


TSCHAIN



MD360

TECHNICAL INFORMATION



UL Damp Location Listed.
UL File Number: E86021

PHOTOMETRICS

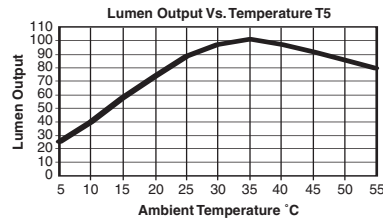
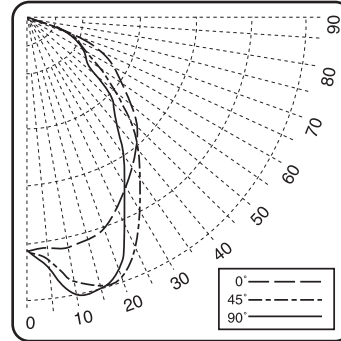
Lamp Type: **FP54T5HO/835**

Initial Lumens: **5000**

of Lamps: **4**

Candlepower Distribution

Vertical Angle	Horizontal Angle					Zonal Lumens
	0	22.5	45	67.5	90	
0	7411.	7411.	7411.	7411.	7411.	
5	7358.	7473.	7740.	7950.	8013.	736.2
10	7427.	7868.	8513.	8855.	8931.	
15	7286.	8072.	8759.	8905.	8891.	2397.0
20	7137.	8309.	8796.	8648.	8520.	
25	6704.	7934.	8006.	7516.	7269.	3522.6
30	6246.	7460.	7085.	6358.	6158.	
35	5789.	6943.	6191.	5549.	5262.	3802.0
40	5332.	6382.	5371.	4545.	4361.	
45	5016.	5904.	4614.	3970.	3829.	3661.4
50	4266.	4723.	3555.	3112.	2868.	
55	3727.	3805.	2897.	2296.	2243.	2687.8
60	2987.	2842.	2022.	2022.	2128.	
65	2394.	2053.	1601.	1828.	1815.	1882.7
70	1717.	1391.	1401.	1351.	1315.	
75	1072.	799.	930.	717.	615.	870.1
80	535.	526.	368.	325.	296.	
85	145.	145.	147.	174.	178.	170.9
90	0.	0.	0.	0.	0.	



These tests were performed according to standard IESNA procedures. A specific ballast and lamp combination was used. Other lamp and ballast combinations may yield different results. This test was conducted in a controlled laboratory environment where the ambient temperature was held at 25°C.

Field performance may differ in regards to change in luminous output as a result of differences in ambient temperature and mounting method.

The above chart is a temperature profile of T5 lamps. It graphs light output versus ambient temperature. It may be helpful in determining the feasibility of using a T5 lighting system.

Lumen Summary

Zone	Lumens	%Lamp	%Fixture	Zone	Lumens	%Lamp	%Fixture
0-30	6656.	33.3	33.7	90-120	0.	0.	0.
0-40	10458.	52.3	53.0	90-130	0.	0.	0.
0-60	16807.	84.0	85.2	90-150	0.	0.	0.
0-90	19731.	98.7	100.0	90-180	0.	0.	0.
Total Luminaire =				0-180	19731.	98.7	100.0

IES Spacing Criteria: End = 1.3 Diagonal = 1.3 Cross = 1.2