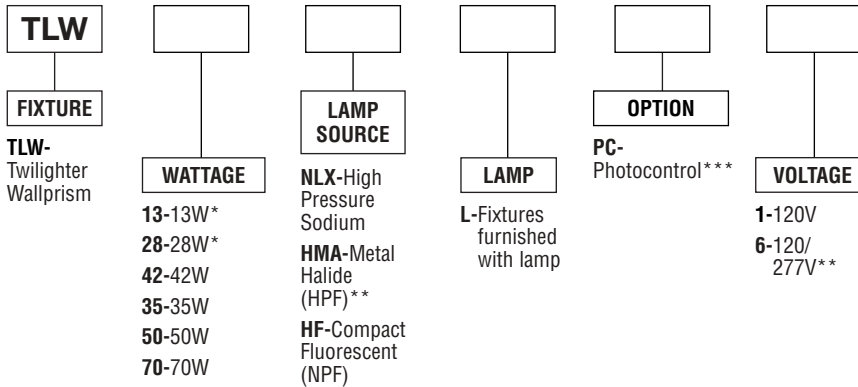


TLW Twilghter Series Wallprism

ORDERING INFORMATION

Catalog Number: Example: TLW70NLXLPC-1



*Available in Compact Fluorescent only. **50W HMA (HPF) only.
***50W HMA and 42W HF not available with PC.



PRODUCT SPECIFICATIONS

- Twilghter Series Wallprism is excellent for security, accent, and perimeter lighting. Applications include entrance ways, garages, tunnels, overpasses, and alleys.
- Vandal resistant polycarbonate housing finished in architectural dark bronze.
- UV stabilized polycarbonate prismatic refractor.
- Aluminum reflector provides smooth "down-and-out" distribution.
- Electrical components mounted to die-cast mounting plate for effective heat transfer.
- Deluxe glazed porcelain socket pulse rated for 4KV.

ACCESSORIES

TLW552-Replacement lens.

TECHNICAL INFORMATION

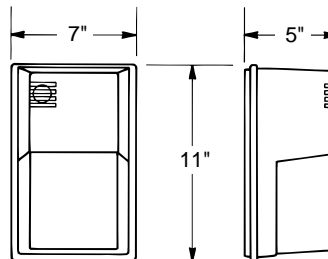
All TLW High Pressure Sodium units are supplied with E17 medium base lamps. Metal Halide fixtures come equipped with ED17 medium base lamps. Compact Fluorescent units use GX32d-3, rated -20° Fahrenheit.

NLX start temp = -40°F

HMA start temp = -20°F

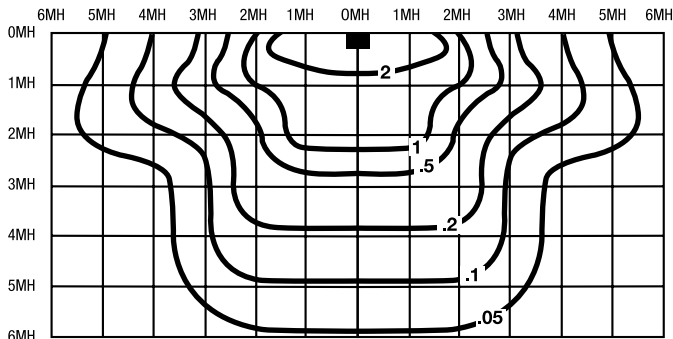
NF start temp = -20°F, 28W
32°F, 13W
-20°F, 42W

NOTE: The 42 watt compact fluorescent is supplied with a high power factor, voltage sensing electronic ballast for 120 through 277 volt 50 or 60 hertz. Although the product is supplied with a 42 watt PLT lamp, the ballast will also drive 26 or 32 watt PLT lamps.



UL Wet Location Listed.

PHOTOMETRICS



TLW50NLXL
 LAMP: 50W HPS
 INITIAL LUMENS: 4,000
 MOUNTING HGT. 8'

FOOTCANDLE CORRECTION

Different Lamps/Watts

Multiply the following factors times the footcandle values for changes in mounting height.

35W HPS	.56
50W HPS	1.00
70W HPS	1.41
50W MA	.89
28W PL	.42

FOOTCANDLE CORRECTION

Multiply the following factors times the footcandle values for changes in mounting height.

To Change from 8'

New Height	6'	7'	8'	9'	10'	12'
Factor	1.78	1.31	1.00	.79	.64	.44

SUGGESTED SPECIFICATIONS

Fixture shall be constructed of vandal-resistant polycarbonate, finished in dark architectural bronze. Electrical components shall be mounted to a die-cast mounting plate for effective heat transfer.

HID fixtures are equipped with deluxe glazed porcelain sockets pulse-rated for 4KV.

Fixture is equipped with tamper-resistant

hardware. Lens shall be constructed of UV stabilized clear prismatic polycarbonate.

HID fixtures equipped with Normal Power Factor Reactor ballasts for 120 volt input. Fixture also available in high power factor. HID fixtures supplied with either 35, 50 or 70 watt lamp as specified. Compact Fluorescent unit supplied with 28 watt PLC lamp or 42 watt PLT lamp.

Fixtures are fully gasketed and UL listed for wet locations.

Fixture shall be wall mounted over a recessed splice box.

Fixture also capable of accepting a built-in photocontrol for automatic dusk-to-dawn lighting.

Fixture shall be Stonco Cat. No. (specify).