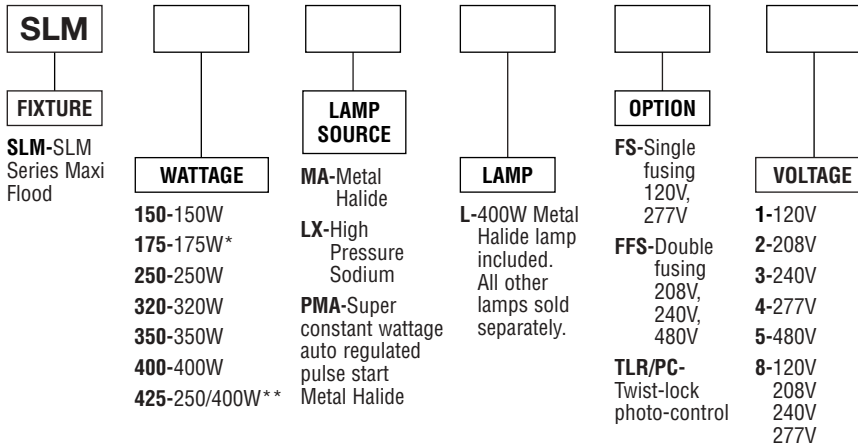


SLM Series Maxi Flood

ORDERING INFORMATION

Catalog Number: Example: SLM400MALTLRPC-1



*175W available in Metal Halide only. **Dual wattage LX only.

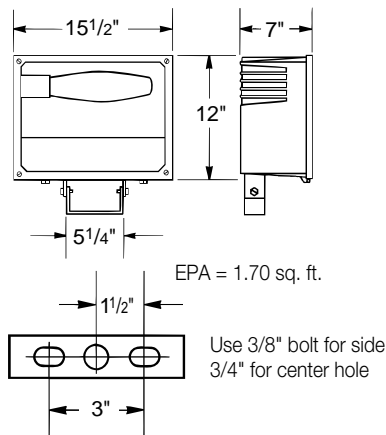
ACCESSORIES

- SM552**-Lexan® shield.
- P105A**-For 120V button photocontrol
- P105M**-For 208V, 240V, 277V button photocontrol.
- USF10BRZ**-Pole-top adapter with adjustable slide-bolt, heavy gauge construction to mount to any standard 2" (2-3/8" OD) pole pipe. Bronze finish.

- UWB10BRZ**-Universal wall angle bracket, bronze finish.
 - UHA10BRZ**-Universal horizontal yoke mounting bracket, bronze finish.
 - SLM552**-Replacement lens kit.
 - SM552TMGS**-Top mount glare shield.
- Mounting Accessories - See page 1-A

TECHNICAL INFORMATION

All High Pressure Sodium lamps are E18 mogul base. Metal Halide 175W, 250W lamps are E/BT28 mogul base. Metal Halide 400W lamp is ED28 mogul base reduced outer jacket.



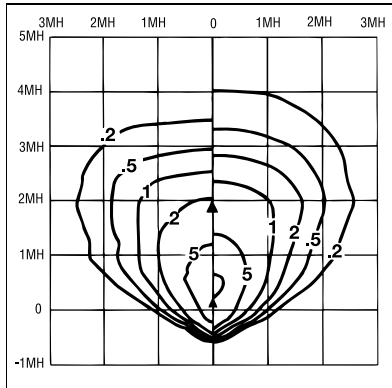
PRODUCT SPECIFICATIONS

- The SLM Series Maxi Flood is designed for security, roadway, accent, facade, recreational fields, and sign lighting. Cut-off optics control light trespass.
- One piece precision die cast aluminum housing with Duraplex II bronze polyester powder.
- Die cast aluminum lens frame is fully gasketed and hinged to body for ease of relamping.
- High temperature shock resistant tempered glass.
- Unit can be aimed above and below horizontal. Preset holes lock unit at optimum angle.
- Vibration resistant sockets are pulse rated for 4KV.
- Two piece design specular anodized reflector with integral hinge for easy entry into ballast chamber. NEMA 5 x 6 distribution.
- Heavy duty steel yoke for use with 1/2" bolts. Unit can also be converted to 2" tenon mount by using accessory USF10BRZ.
- Comes standard with 3 foot rubber jacketed cable.



UL Wet Location Listed.
UL File Number: E86021

PHOTOMETRICS

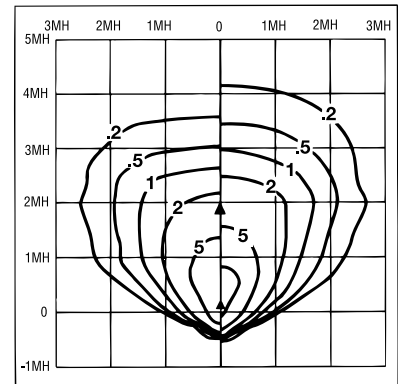


SLM250MA MH250/U 20,500 Lumens 20' Mounting Hgt. 63.5° Aim	SLM250LX LU250 28,000 Lumens 20' Mounting Hgt. 63.5° Aim
---	---

FOOTCANDLE CORRECTION
Multiply the following factors times the footcandle values for changes in mounting height.

To Change from 20'				
New Height	10'	15'	20'	25'
Factor	4.0	1.8	1.0	.64

To Change from 25'				
New Height	15'	20'	25'	30'
Factor	2.8	1.6	1.0	.69



SLM400MAL MH400/U 36,000 Lumens 25' Mounting Hgt. 63.5° Aim	SLM400LX LU400 50,000 Lumens 25' Mounting Hgt. 63.5° Aim
--	---

SUGGESTED SPECIFICATIONS

Floodlight shall be heavy-duty, one-piece, die-cast aluminum 15-3/4" x 12-1/2" x 7-1/2" with cast-in ribbing for maximum heat dissipation. Housing shall be finished in dark bronze Duraplex II™ polyester powder.

Floodlight shall be equipped with integral constant wattage high power factor ballast (specify voltage, wattage and source) and a two-piece semi-specular anodized reflector system for Type 6H x 5V distribu-

tion. Reflector shall be hinged to permit easy accessibility to ballast and components.

Floodlight shall be equipped with deluxe glazed porcelain socket with nickel plated "lamp grip" screw shell and spring loaded center contact for horizontal lamping. Sockets in high pressure sodium units shall be pulse rated for 4KV.

Floodlight shall be enclosed with clear tempered shock and heat-resistant glass

lens sealed to die-cast aluminum lens frame and fully silicone gasketed, hinged and secured to housing with four captive plated screws.

Fixture shall be equipped with 180° adjustable steel yoke with locking feature for 73° cut-off.

Fixture shall be equipped with 3 foot long #16 SOWA rubber jacketed cable.

Fixture shall be Stonco Cat. No. (specify).