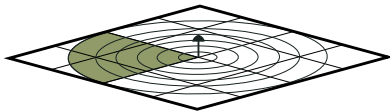


Path Lights

Path lights create a circular pattern of light around the luminaire. A quadrant, or one-quarter of the pattern, is shown, since it is symmetrical. That allows for maximum size and readability.

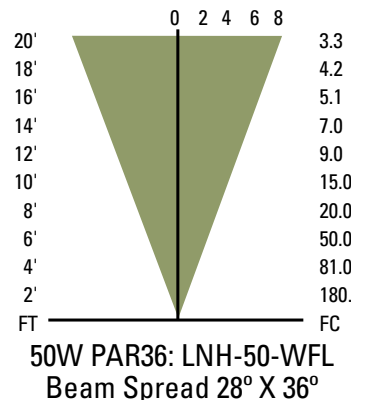
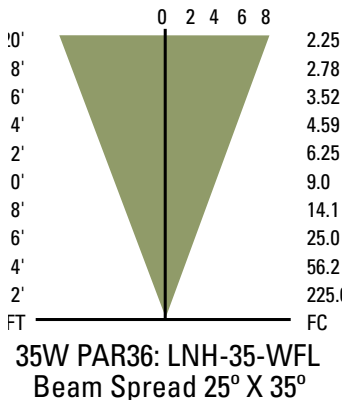
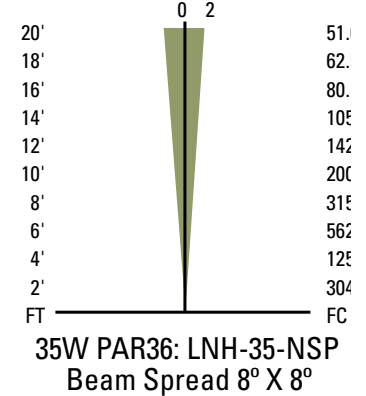
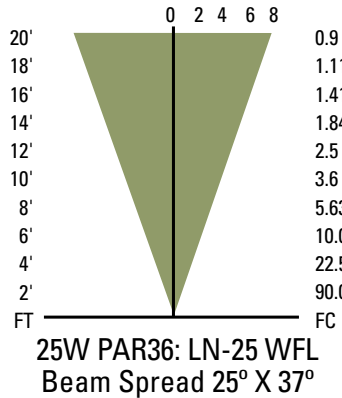
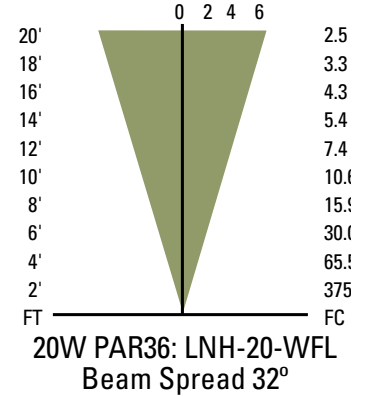
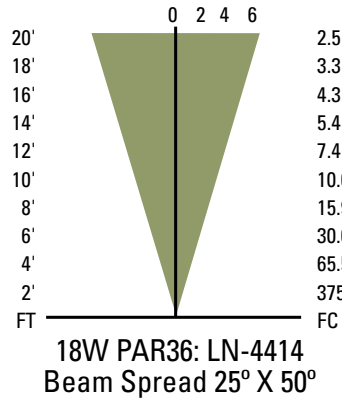
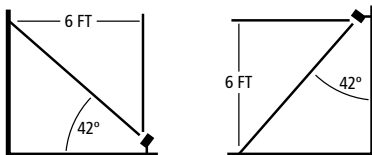
The typical quadrant is shown in plan view, with the fixture in the lower right corner. Initial horizontal footcandle values appear on the right at specified distances.



Floodlights, Steplights

Because floodlights are designed for lighting flat surfaces such as signs, walls, patios and decks, etc., an iso-footcandle chart (which represents either a vertical or horizontal surface) is shown with the fixture at a common aiming angle. Initial footcandles appear on the right at specified distances along the surface.

42° Aiming Angle



*We reserve the right to change specifications without notice.