



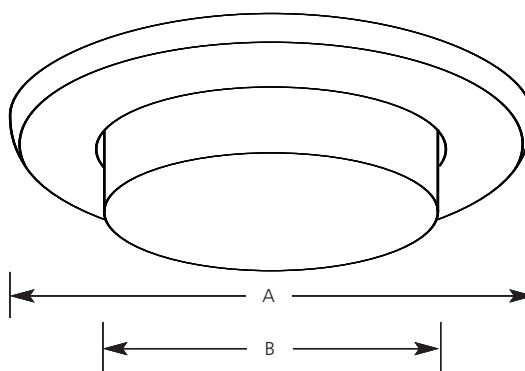
Incandescent

**6" Drop Opal with Reflector  
IC & Non-IC**

**Recessed**

Type \_\_\_\_\_  
-60  
P8009

Catalog No.	Finish	Dimensions (Inches)	
		A	B
P8009	White Glass, Non-Metallic Flange -60	7-3/4	5-1/8



**Lamp Wattage**

Housing	IC	Non-IC
P87-AT	40A19, 50w PAR30	75A19, 75w PAR30
P87-ATQC	40A19, 50w PAR30	75A19, 75w PAR30
P187-TG	40A19, 50w PAR30	75A19, 75w PAR30
P821-AT	60A19, 75w PAR30	60A19, 75w PAR30
P821-FB & P821-FBFC	N/A	60A19, 50w PAR30

**Specifications:**

Flange

- Bright White plastic flange
- No light leaks around trim flange
- Covers irregular ceiling openings

Lens

- Drop opal glass

Labels

- UL-CUL wet location listed

Trim

- Trim-Lok® action forces trim to fit snugly against the ceiling
- Socket mounts to trim for optimum performance and consistent lamp position
- Full aluminum interior reflector

Progress Lighting  
Post Office Box 5704  
Spartanburg, South Carolina  
29304-5704

www.progresslighting.com  
Patent# 5,758,961

Rev. 4/06



# P87-AT

## P87-AT WITH P8009-60

Report No. 98184

No. Lamps: 1 Type Lamp: 50PAR30L/FL-GE Total Lumens: 610

Fixture Efficiency: 82.4%

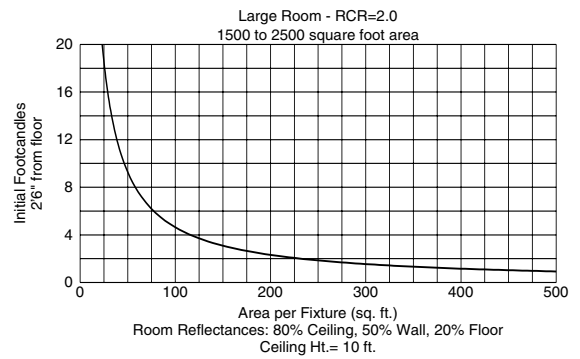
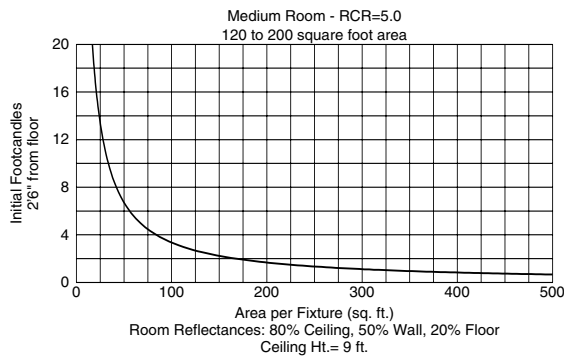
S/MH Ratio: 0.8

### Single Fixture Data

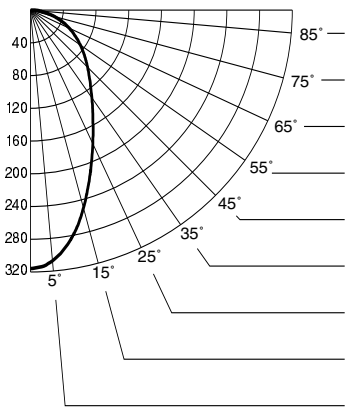
Ceiling Ht.(Ft.)	10% Values		Zero Degrees	50% Values	
	Beam Angle - 93°			Beam Angle - 44°	
	Ft.-C	Beam Dia.		Ft.-C	Beam Dia.
8	1.0	11	10.4	5.2	4
10	0.6	16	5.6	2.8	6
12	0.4	20	3.5	1.8	8
14	0.2	24	2.4	1.2	9
16	0.2	28	1.7	0.9	11

Ft.-C (Footcandles) are initial and measured 2'-6" from floor

### Quick Calculator Charts



#### DISTRIBUTION CURVE



#### INTENSITY DATA

DEGREES	CANDELA
90	0
85	11
80	20
75	30
70	41
65	52
60	63
55	74
50	86
45	99
40	113
35	131
30	153
25	180
20	213
15	250
10	284
5	307
0	316

#### ZONAL CAVITY COEFFICIENTS OF UTILIZATION

Effective Floor Cavity Reflectance 0.20

RC	Effective Floor Cavity Reflectance 0.20																							
	80				70				50				30				10				0			
RW	70	50	30	10	70	50	30	10	50	30	10	50	30	10	50	30	10	50	30	10	50	30	10	0
0	98	98	98	98	96	96	96	96	92	92	92	88	88	88	84	84	84	83						
1	90	86	83	80	88	84	81	79	81	78	76	78	76	74	75	73	72	70						
2	83	76	71	66	80	75	70	65	72	68	64	69	66	62	66	64	61	59						
3	76	68	61	56	74	66	60	56	64	59	55	62	57	54	60	56	53	51						
4	70	61	54	49	68	60	53	48	58	52	48	56	51	47	54	50	46	45						
5	65	55	48	43	63	54	47	42	52	46	42	51	46	42	49	45	41	39						
6	60	50	43	38	59	49	43	38	48	42	38	46	41	37	45	41	37	35						
7	56	46	39	34	55	45	39	34	44	38	34	43	38	34	42	37	33	32						
8	53	42	36	31	52	42	35	31	41	35	31	40	34	31	39	34	30	29						
9	50	39	33	28	49	39	33	28	38	32	28	37	32	28	36	31	28	27						
10	47	37	30	26	46	36	30	26	35	30	26	35	30	26	34	29	26	24						

# P87-AT

## P87-AT WITH 8009-60

Report No. 98185

No. Lamps: 1 Type Lamp: 50PAR30S/FL-SYLVANIA Total Lumens: 600

Fixture Efficiency: 74.3%

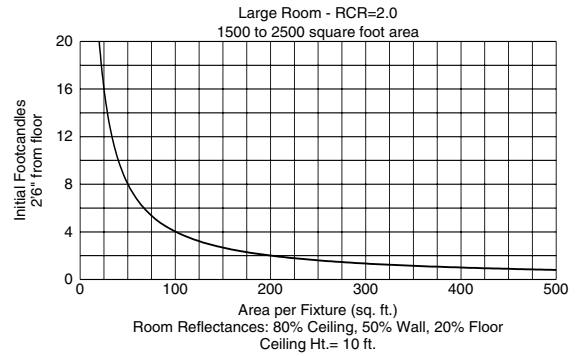
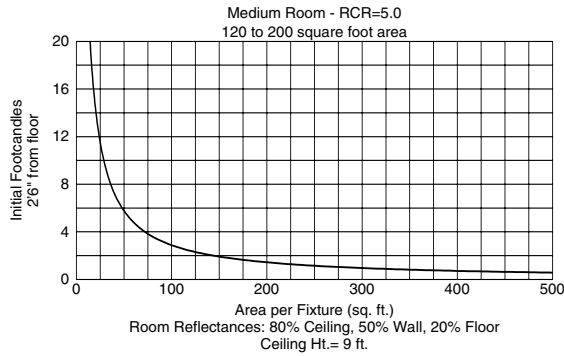
S/MH Ratio: 0.8

### Single Fixture Data

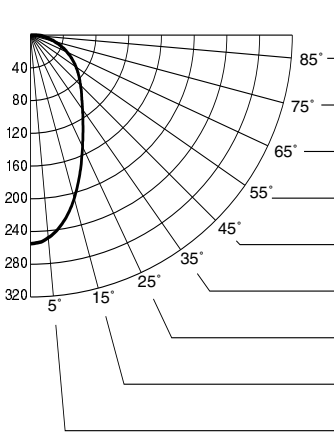
Ceiling Ht.(Ft.)	10% Values		Zero Degrees	50% Values	
	Beam Angle - 95°			Beam Angle - 45°	
	Ft.-C	Beam Dia.		Ft.-C	Beam Dia.
8	0.8	12	8.4	4.2	5
10	0.5	16	4.5	2.3	6
12	0.3	21	2.8	1.4	8
14	0.2	25	1.9	1.0	10
16	0.1	29	1.4	0.7	11

Ft.-C (Footcandles) are initial and measured 2'-6" from floor

### Quick Calculator Charts



#### DISTRIBUTION CURVE



#### INTENSITY DATA

DEGREES	CANDELA
90	0
85	15
80	22
75	31
70	40
65	50
60	59
55	68
50	77
45	86
40	97
35	111
30	128
25	151
20	178
15	206
10	232
5	249
0	255

#### ZONAL CAVITY COEFFICIENTS OF UTILIZATION

Effective Floor Cavity Reflectance 0.20

RC	Effective Floor Cavity Reflectance 0.20																							
	80				70				50				30				10				0			
RW	70	50	30	10	70	50	30	10	50	30	10	50	30	10	50	30	10	50	30	10	50	30	10	0
0	88	88	88	88	86	86	86	86	83	83	83	79	79	79	76	76	76	74						
1	81	77	74	71	79	75	72	70	72	70	67	69	67	65	66	65	63	62						
2	74	67	62	58	72	66	61	57	63	59	56	61	58	55	59	56	54	52						
3	67	60	54	49	66	59	53	48	56	52	48	54	50	47	52	49	46	44						
4	62	53	47	42	60	52	46	42	51	45	41	49	44	41	47	43	40	39						
5	57	48	42	37	56	47	41	37	46	40	36	44	40	36	43	39	35	34						
6	53	44	37	33	52	43	37	33	42	36	32	40	36	32	39	35	32	30						
7	50	40	34	29	48	39	33	29	38	33	29	37	32	29	36	32	29	27						
8	47	37	31	27	45	36	31	26	35	30	26	34	30	26	34	29	26	25						
9	44	34	28	24	43	34	28	24	33	28	24	32	27	24	31	27	24	22						
10	41	32	26	22	40	31	26	22	31	26	22	30	25	22	29	25	22	21						



# P87-AT

## P87-AT WITH P8009-60

Report No. 98190

No. Lamps: 1 Type Lamp: 75A19 Total Lumens: 1190

Fixture Efficiency: 49.7%

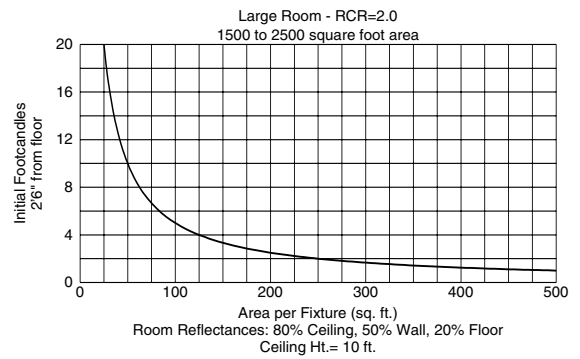
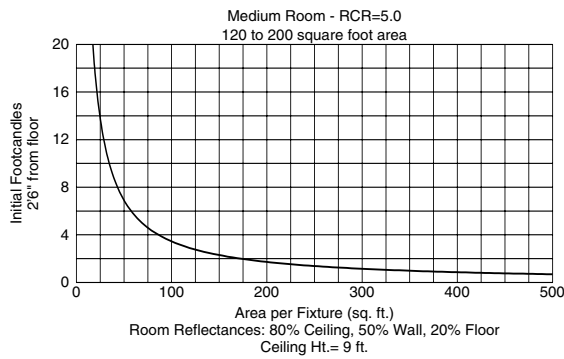
S/MH Ratio: 1.3

### Single Fixture Data

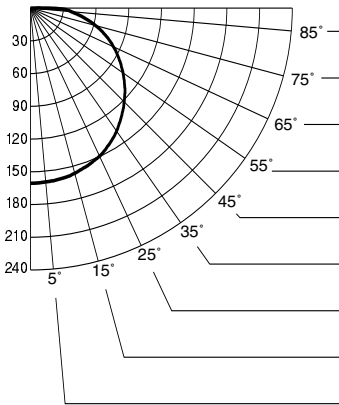
Ceiling Ht.(Ft.)	10% Values		Zero Degrees	50% Values	
	Beam Angle - 114°			Beam Angle - 67°	
	Ft.-C	Beam Dia.		Ft.-C	Beam Dia.
8	0.5	17	5.3	2.7	7
10	0.3	23	2.9	1.4	10
12	0.2	29	1.8	0.9	13
14	0.1	35	1.2	0.6	15
16	0.1	42	0.9	0.4	18

Ft.-C (Footcandles) are initial and measured 2'-6" from floor

### Quick Calculator Charts



#### DISTRIBUTION CURVE



#### INTENSITY DATA

DEGREES	CANDELA
90	0
85	38
80	50
75	62
70	73
65	84
60	94
55	104
50	113
45	121
40	130
35	138
30	144
25	150
20	154
15	157
10	159
5	160
0	161

#### ZONAL CAVITY COEFFICIENTS OF UTILIZATION

Effective Floor Cavity Reflectance 0.20

RC	Effective Floor Cavity Reflectance 0.20																						
	80				70				50				30				10				0		
RW	70	50	30	10	70	50	30	10	50	30	10	50	30	10	50	30	10	50	30	10	0		
0	59	59	59	59	58	58	58	58	55	55	55	53	53	53	51	51	51	51	51	51	50		
1	53	50	47	44	51	48	46	44	46	44	42	44	42	41	42	41	40	42	41	40	39		
2	47	42	38	35	46	41	38	34	39	36	34	38	35	33	36	34	32	36	34	32	31		
3	43	37	32	28	41	36	32	28	34	31	28	33	30	27	32	29	27	32	29	27	25		
4	39	32	27	24	38	31	27	23	30	26	23	29	26	23	28	25	22	28	25	22	21		
5	36	29	24	20	34	28	23	20	27	23	20	26	22	19	25	22	19	25	22	19	18		
6	33	26	21	17	32	25	21	17	24	20	17	23	20	17	22	19	17	22	19	17	16		
7	30	23	18	15	29	23	18	15	22	18	15	21	18	15	20	17	15	20	17	15	14		
8	28	21	17	13	27	21	16	13	20	16	13	19	16	13	19	16	13	19	16	13	12		
9	26	19	15	12	26	19	15	12	18	15	12	18	14	12	17	14	12	17	14	12	11		
10	25	18	14	11	24	17	13	11	17	13	11	16	13	11	16	13	11	16	13	11	10		





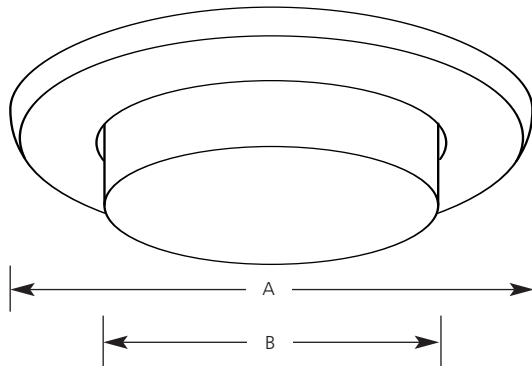
Compact Fluorescent

**6" Drop Opal Shower Light  
with Reflector  
IC & Non-IC**

**Recessed**

Type \_\_\_\_\_  
-60  
P8009

Catalog No.	Finish	Dimensions (Inches)	
	White Glass, Non-Metallic Flange	A	B
P8009	-60	7-3/4	5-1/8



**Lamp Wattage**

Housing	IC	Non-IC
P62-FB	NA	26 or 32w 4-pin Triple-tube CF
P83-AT	13w 4-pin Triple-tube CF	13w 4-pin Triple-tube CF
P83-ICAT	13w 4-pin Quad/Triple-tube CF	13w 4-pin Quad/Triple-tube CF
P83-26ICAT	26w 4-pin Triple-tube CF	26w 4-pin Triple-tube CF
P88-ICAT	18w 4-pin Quad/Triple-tube CF	18w 4-pin Quad/Triple-tube CF
P183-EB	13w 4-pin Triple-tube CF	13w 4-pin Triple-tube CF

**Specifications:**

Flange

- White plastic flange
- No light leaks around trim flange
- Covers irregular ceiling openings

Trim

- Trim-Lok action forces trim to fit snugly against the ceiling
- Socket mounts to trim for optimum performance and consistent lamp position
- Full aluminum interior reflector

Lens

- Drop opal glass

Lamps

- Maximum overall length of lamp cannot exceed 4.8" (4-11/16")
- Available is Progress 7808-01 (26w)

Labels

- UL-CUL wet location listed

Progress Lighting  
Post Office Box 5704  
Spartanburg, South Carolina  
29304-5704

www.progresslighting.com  
Patent# 5,758,961