

1-Circuit 2-Circuit Track

Fixture Adapters

Catalog #

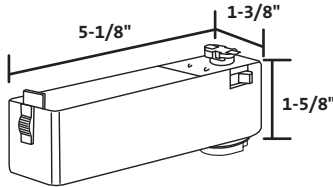
Type

Project

Con-Tech offers many different track fixture mounting options. Included here are Mono-Points, Pendant Adapters, and Fixture Extensions. For information on our standard 1-circuit and 2-circuit track, see the "LT" spec sheets.

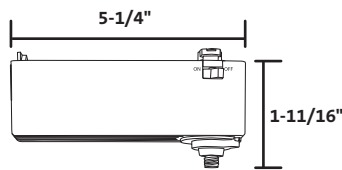
Finish Descriptions: Black (-B), White (-P), Silver (-S), UnLook (-U).

Track Fixture Adapters



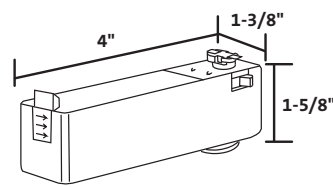
LA2050HSYM

Symphony Line Voltage Track Adapter For 1-Circuit Track only. Track mounted solid state electronic transformer (120V-12V) with Symphony Universal Adapter. For use with Symphony Low Voltage miniature fixtures only. Finish: -B, P, S



CRS-LVTQR

Quick Release Line Voltage Track Adapter For 1-Circuit Track only. Connect Quick Release Series fixtures and pendants to Line Voltage Track System. Finish: -S



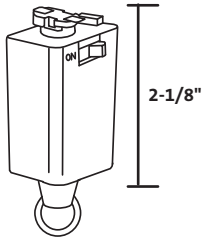
LA2050N - 20-50W Transformer

LA2075N - 20-75W Transformer Transformer
Track-mounted solid state electronic transformer (120V-12V). Finish: -B, P, S



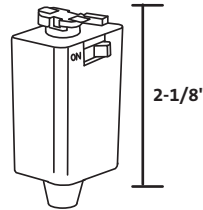
LIR59875

Universal Odyssey Flexible Track Adapter For 1-Circuit Track only. Connect Con-Tech "CTL" series track fixtures to Odyssey Flexible Track System. 10 lb. load capacity. Finish: -S



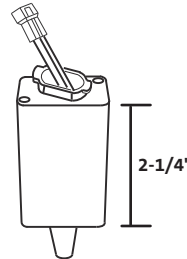
LA-17

Pendant Fixture Adapter, Chain Integral on/off switch, track polarity indicator. Fixtures can not exceed 10 lbs. Finish: -B, P



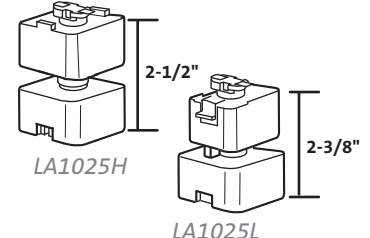
LA-17A

Pendant Fixture Adapter, Cord Integral on/off switch, track polarity indicator. Fixtures can not exceed 10 lbs. **Not UL Listed unless supplied with RLM series fixtures.** Finish: -B, P



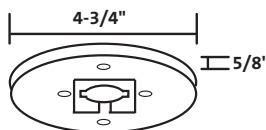
LA-17LV

Low Voltage Pendant Fixture Adapter For 12V drop fixtures. Use with LA2050N, LA2075N or LA1816. May only be used with fixtures that do not exceed 10lbs. Finish: -B, P

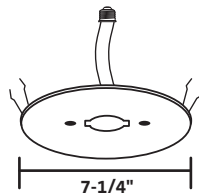


LA1025H

LA1025L
Track Adapter
Allows Con-Tech fixtures to be retrofitted to other manufacturer's standard track. **Note:** Consult factory for specific brand names. Finish: -B, P

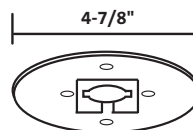


LA-18 - for 120V Track Heads
LA-18/277V - for 277V Track Heads
Mono-Point Adapters
Mounts track head to outlet box. Finish: -B, P, S



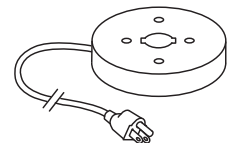
CTR618

Line Voltage Adapter Plate
Converts recessed 6" housing to Mono-Point for line voltage track heads. Finish: -B, P, S



CTR18

Low Voltage Mono-Point Adapter
Converts 4" recessed housing to mono-point for low voltage track heads. Finish: -P



LA-22

Weighted Base Adapter
66" grounded cord. Finish: -B, P



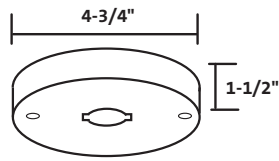
1-800-728-0312

www.con-techlighting.com

All specifications subject to change without notice.

Continued on Page 2

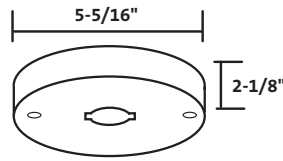
Track Fixture Adapters, Con't




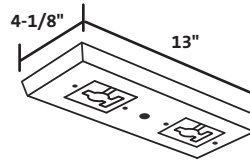
LA1816
Low Voltage Mono-Point Adapter
 Built-in solid state transformer.
 Use in place of LA2050N or LA2075N. Finish: -B, P

LA1816 277V
Low Voltage Mono-Point Adapter
 Built-in solid state transformer.
 Finish: -B, P

LA-18160
Low Voltage Mono-Point Adapter
 Without transformer for remote applications. Finish: -B, P



LA1820MHE - 20W CMH 120V
LA1839MHE - 39W CMH 120V
LA1850MHE - 50W CMH 120V
LA1870MHE - 70W CMH 120V
LA1820MHE 277 - 20W CMH 277V
LA1839MHE 277 - 39W CMH 277V
LA1850MHE 277 - 50W CMH 277V
LA1870MHE 277 - 70W CMH 277V
Surface Mount
AroTech Ballast Canopy
 Allows installation of CMH fixtures in any mono-point application. 120 and 277V. Finish: -B, P, S


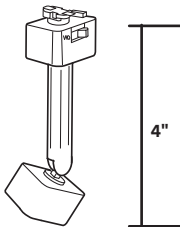


LA-21
Duo-Point Adapter, 8-7/8" O. C.
 Accepts two line voltage track heads to mount to single outlet box. Finish: -B, P


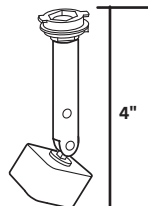
LA-1521
Duo-Point Adapter, 5-1/4" O. C.
 Outlet Box Mounting Adapter for CTL1540. Finish: -B, P, S




LA1012MH - 12" Extension, L: 15-1/2"
LA1018MH - 18" Extension, L: 21-1/2"
LA1024MH - 24" Extension, L: 27-1/2"
LA1036MH - 36" Extension, L: 39-1/2"
LA1048MH - 48" Extension, L: 51-1/2"
AroTech CMH Fixture Extensions
 Use with AroTech fixtures, LACM-(20/39/70) MHE Mini AroTech ballast housings or LA18 (20/39/50/70) MHE AroTech ballast canopies. Push-in wire connectors provided for connections. Finish: -B, P, S



LA1004
Line Voltage Sloped Ceiling Adapter
 Use with line voltage fixtures or extensions when track is mounted to sloped ceiling or with LA-18 mono-point.. Finish: -B, P




LA-1004LV
Low Voltage Sloped Ceiling Adapter
 Use with low voltage fixtures or extensions when track is mounted to sloped ceiling. For use with LA2050N or LA2075N transformer, LA1816 mono-point or LA-18160 remote transformer mono-point. Finish: -B, P




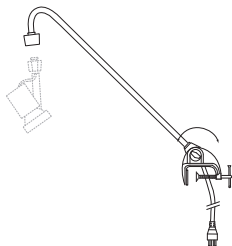
LA1012 - 12" Extension, L: 14-1/4"
LA1018 - 18" Extension, L: 20-1/4"
LA1024 - 24" Extension, L: 26-1/4"
LA1036 - 36" Extension, L: 38-1/4"
LA1048 - 48" Extension, L: 50-1/4"

Line Voltage Fixture Extensions
 Finish: -B, P, S


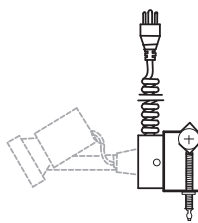


LA1012LV - 12" Extension, L: 15-1/2"
LA1018LV - 18" Extension, L: 21-1/2"
LA1024LV - 24" Extension, L: 27-1/2"
LA1036LV - 36" Extension, L: 39-1/2"
LA1048LV - 48" Extension, L: 51-1/2"


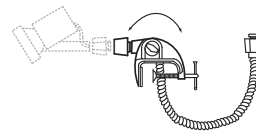
Low Voltage Fixture Extensions
 Use with all low voltage fixtures that operate with LA2050N, LA2075N or LA1816 Solid State Transformers or LA-18160 remote transformer mono-point. Finish: -B, P, S




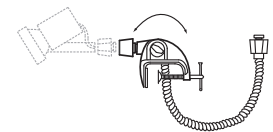
LA1019
Adjustable Track Lighting Bracket with Clamp
 19" Long with 12' grounded cord/plug. Finish: -B, P



LA-118RP
Adjustable Clamp/Mono-Point Bracket
 With 8' coiled cord and 3-wire grounded plug. 2-1/2" max. thickness for clamp attachment. Finish: -B, P



LA-118
Adjustable Track Lighting Bracket with Clamp
 With 5' coiled cord and track connector. Finish: -B, P



LA-118LV
Adjustable Track Lighting Bracket with Clamp, Low Voltage
 With 5' coiled cord and track connector. Requires LA2050N or LA2075N Transformer. Finish: -B, P