

**DESCRIPTION**

Non-IC AIR-TITE™ remodel fixture for use with H3 3" series trims. Can be installed from below the ceiling. Housing is AIR-TITE with supplied gasket and prevents airflow between heated or air conditioned spaces and unconditioned attic areas. For use with 120V GU10 lamps.

Non-IC Housing is AIR-TITE™ but insulation must be kept 3" away from all sides of housing.

<b>Catalog #</b>		<b>Type</b>
<b>Project</b>		
<b>Comments</b>		<b>Date</b>
<b>Prepared by</b>		

**DESIGN FEATURES**

**Housing**

Formed of 20 gauge CRS with white powder coat finish.

**Supports**

"Easy clip" provided to secure plaster frame in ceiling while installation is being completed. Adjustable cam-locks provide positive lock of housing to plaster frame to complete housing installation.

**Junction Box**

- UL Listed for through branch circuit wiring (maximum 8 No.12 ga., 90°C conductors).

- Four 1/2" trade size conduit knockouts with true pry-out slots are positioned to accommodate straight conduit or metallic "MC" cable runs in new construction.
- Three Slide-N-Side™ wire traps allow non-metallic sheathed cable to be installed without tools and without removing knockouts. Accepts a wide range of non-metallic sheathed cable.
  - Allows wiring connections to be made outside the junction box

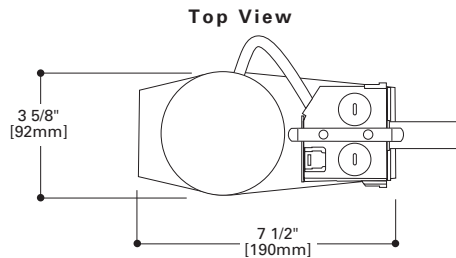
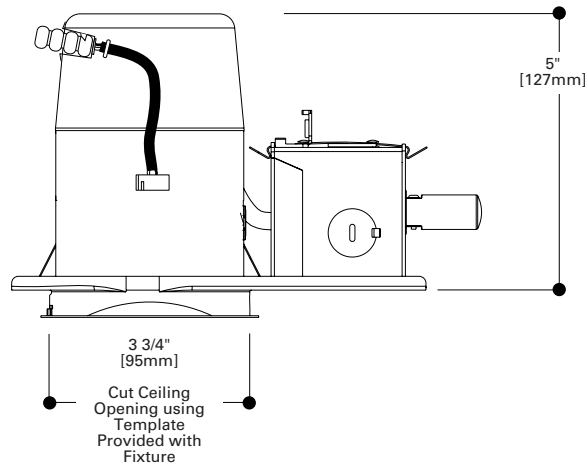
- Simply insert the cable directly into the trap after connections are made.
- Accommodates the following standard non-metallic sheathed cable sizes:
  - (US) #14/2, #14/3, #12/2, #12/3
  - (Canada) #14/2, #14/3, #12/2
- No-accessible ceiling installation requires non-metallic "NM" sheathed cable connection.

**Socket**

GU10 socket for 120V GU10 lamps.

**Labels**

- UL/cUL Listed
- Damp Location Listed
- Listed for Feed Through
- Certified Under ASTM-E283 for air tight construction



**H36RTAT**  
 3" Non-IC AIR-TITE™  
 Remodel Recessed  
 Housing  
 120V GU10  
**3" TRIMS**



**FOR USE IN  
 NON-INSULATED  
 CEILINGS**

**CAN BE USED IN  
 INSULATED CEILINGS  
 BUT INSULATION  
 MUST BE KEPT 3"  
 FROM ALL SIDES OF  
 THE HOUSING**



with all trims listed

**Remodel Housing Installation**



Cut hole in ceiling using template supplied.



Bring power to fixture using non metallic sheathed cable or flexible metal cable.



The Halo Slide-N-Side™ wire traps let you make all wiring connections outside the junction box.



Slide cable into Slide-N-Side™ wire trap and close junction box cover.



Insert plaster frame into ceiling opening.



Support clip keeps plaster frame in place during rest of installation.



Insert housing into position and secure in position with cam locks.



Insert trim to complete installation.

## TRIMS

## ORDERING INFORMATION

SAMPLE NUMBER: H36RTAT-3001WHBB

Order housing, trim and accessories separately.

## Housing

H36RTAT=3" AIR-TITE™ Non-IC  
Small Aperture Line  
Voltage Remodel  
GU10 Housing

## Trims

**Note:** Consult individual trim specification sheets for additional information and color views



3001

**Adjustable Pinhole Baffle****50W GU10**

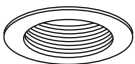
3001WHBB=White with Black Baffle  
3001BKBB=Black with Black Baffle  
3001SNBB=Satin Nickel with Black Baffle  
3001ACBB=Antique Copper with Black Baffle  
3001TBZBB=Tuscan Bronze with Black Baffle  
OD: 4 1/4" (108mm)



3002

**Adjustable Pinhole Reflector****50W GU10**

3002WHC=White with Clear Reflector  
3002BKC=Black with Clear Reflector  
3002SNC=Satin Nickel with Clear Reflector  
3002ACC=Antique Copper with Clear Reflector  
3002TBZC=Tuscan Bronze with Clear Reflector  
OD: 4 1/4" (108mm)



3003

**Adjustable Baffle****50W GU10**

3003WHBB=White with Black Baffle  
3003WHWB=White with White Baffle  
3003BKBB=Black with Black Baffle  
3003SNB=Satin Nickel with Satin Nickel Baffle  
3003ACB=Antique Copper with Antique Copper Baffle  
3003TBZB=Tuscan Bronze with Tuscan Bronze Baffle  
OD: 4 1/4" (108mm)



3004

**Adjustable Reflector****50W GU10**

3004WHC=White with Clear Reflector  
3004BKC=Black with Clear Reflector  
3004SN=Satin Nickel with Satin Nickel Reflector  
3004AC=Antique Copper with Antique Copper Reflector  
3004TBZ=Tuscan Bronze with Tuscan Bronze Reflector  
OD: 4 1/4" (108mm)



3005

**Crossblade Reflector****50W GU10**

3005WHC=White with Clear Reflector  
3005BKC=Black with Clear Reflector  
OD: 4 1/4" (108mm)



3006

**Adjustable Slot Aperture****50W GU10**

3006WHBB=White with Black Baffle  
3006BKBB=Black with Black Baffle  
3006SNBB=Satin Nickel with Black Baffle  
3006ACBB=Antique Copper with Black Baffle  
3006TBZBB=Tuscan Bronze with Black Baffle  
OD: 4 1/4" (108mm)



3007

**Regressed Lens Showerlight - wet location listed****50W GU10**

3007WHC=White with Clear Reflector  
3007PCC=Polished Chrome with Clear Reflector  
3007SN=Satin Nickel with Satin Nickel Reflector  
3007AC=Antique Copper with Antique Copper Reflector  
3007TBZ=Tuscan Bronze with Tuscan Bronze Reflector  
OD: 4 1/4" (108mm)



3008

**Showerlight - wet location listed****50W GU10**

3008FG=White Polymer with Glass Lens with Frosted Perimeter  
OD: 4 1/4" (108mm)



3009

**Adjustable Gimbal****50W GU10**

3009WHBB=White with Black Baffle  
3009WHWB=White with White Baffle  
3009BKBB=Black with Black Baffle  
3009SNBB=Satin Nickel with Black Baffle  
3009ACBB=Antique Copper with Black Baffle  
3009TBZBB=Tuscan Bronze with Black Baffle  
OD: 4 1/4" (108mm)

## Accessories

**Lamp**  
**Z28=GU10, 25° 50W 120V lamp**

**Note:** Specifications and Dimensions subject to change without notice.

Visit our web site at [www.cooperlighting.com](http://www.cooperlighting.com)

