



Project: \_\_\_\_\_

Fixture Type: \_\_\_\_\_

Location: \_\_\_\_\_

Contact/Phone: \_\_\_\_\_

# 6" VERTICAL IC COMPACT FLUORESCENT HOUSING

26/32W

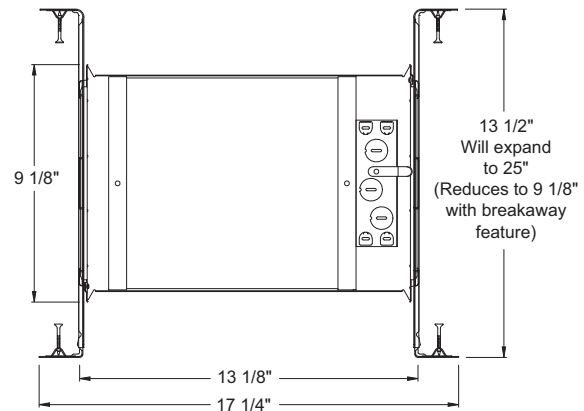
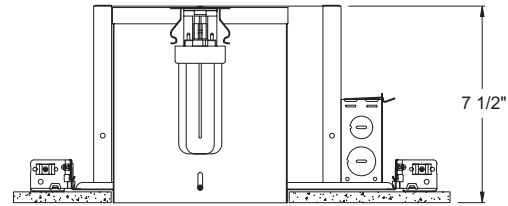
COMPACT FLUORESCENT LAMP

ICPL632E



## DIMENSIONS

### AIR-LOC



6 7/8" CEILING CUTOUT

## PRODUCT DESCRIPTION

ICPL Energy Star, Air-Loc® sealed double-wall construction housing

- No separate ALG gasket required
- Can be completely covered with insulation
- Fully sealed housing stops infiltration and exfiltration of air, reducing heating and air cooling costs
- 2 year warranty.

## PRODUCT SPECIFICATIONS

**Lamp** One 26W or 32W triple tube (4-pin) CFL lamp CFTR26W/GX24q-3 or CFTR32W/GX24q-3.

**Socket** Supplied with spring clip to accommodate certain trim installations, or can be attached to top of housing for certain trims.

**Ballast** 120V HPF Rapid Start Electronic with end-of-life lamp protection • Optional dimming ballast available (Title 24 compliant, not Energy Star qualified) • UL listed/CSA certified.

**Trims** Trim selection shown on reverse.

**Labels** Energy Star qualified • UL Listed for contact with insulation, through-branch wiring and damp locations • Meets Washington State Air Tight Requirements, IECC • Complies with FCC Part 18 consumer use limits • Product mechanically protected against improper use of lamps • Union made AFL-CIO • Complies with California's Title 24 energy code • Trims 220, 239, 241, 242, 243, 271, 2330, 6101 and 9900 are wet location approved for covered ceiling applications.

**Testing** All reports are based on published industry procedures; field performance may differ from laboratory performance.

Product specifications subject to change without notice.

## INSTALLATION

**Real Nail™ 3 Bar Hangers** Telescoping, patent-pending Real Nail 3 system permits quick placement of housing anywhere within 24" O.C. joists or suspended ceilings • Integral T-bar notch and clip secures housing in suspended ceiling grid – no accessory clips required • 24" expansion stop allows quick placement of fixture in standard grid spacing • Bars scored in two locations for fast, clean breaking, allowing housing installation in tight applications

- Bars captive to mounting frame
- Edge-mounted for extra strength
- Captive bugle-headed ring shank nail for quick one-step installation and easy removal with claw hammer for fixture relocation
- Quick-Loc slot and oversized locking set screw lock fixture in position
- Bar hanger foot contoured to align to bottom of construction joist
- Alternate mounting holes included.

**Junction Box** Pre-wired junction box, UL and C-UL Listed for through-branch wiring, maximum (8) No. 12 AWG 90° C branch circuit conductors (4 in, 4 out) • Junction box provided with removable access plates (6) 1/2" and (1) 3/4" knockouts, (4) Romex knock-outs with built-in strain reliefs and ground wire • Knockouts equipped with pryout slots.

**Housing/Mounting Frame** 22-gauge die-formed galvanized steel plaster frame • 028" die-formed aluminum housing, fully sealed • Rough-in section (junction box, mounting frame, housing assembly, ballast and bar hangers) fully assembled for ease of installation • Air-Loc gasket installed on plaster frame • Inner housing is vertically adjustable to accommodate up to a 1" ceiling thickness.

## PRODUCT CODES

Catalog Number	Ballast	Wattage and Lamp
ICPL632E	HPF 120V Elect.	26W or 32W Triple Tube (4-pin) CFL

REV-10/07

## ENGINEERING DATA

	120V-HPF 26W/32W
Total input power	29W/36W
Operating AMPS	0.24A/0.31A
Power Factor	>.98
T.H.D.	<10%
Min. starting temperature	0°F/ -18°C
Crest Factor	<1.70
Ballast Factor	1.10/0.98

## OPTIONS

(Add as suffix to housing)

Suffix No.	Description
-DB120	120V Dimming Ballast
	For through-branch wiring, maximum (4) No. 12 AWG 90° C branch circuit conductors (2 in, 2 out)

Note: This product is not Energy Star qualified, but Title 24 compliant.

Ordering Example: ICPL632E-DB120

























# 6" VERTICAL IC COMPACT FLUORESCENT HOUSING

26/32W

COMPACT FLUORESCENT LAMP


ICPL632E

## TRIMS/LAMPS

	Cat. No.	Description	Lamp Rating
	 <b>220-WH ♦</b> <b>220-PW ♦</b>	Albalite lens with Reflector Shower/Closet Light	26W Triple Tube (4-pin) CFL
	 <b>241-WH ♦</b> <b>241-PW ♦</b>	Drop Opal with Reflector Shower/Closet Light	26W Triple Tube (4-pin) CFL
	 <b>242-WH ♦</b> <b>242-SC ♦</b> <b>242-ABZ ♦</b>	Shower Trim, Frosted Lens with Clear Center Shower Trim, Frosted Lens with Clear Center Shower Trim, Frosted Lens with Clear Center	32W Triple Tube (4-pin) CFL
	 <b>243-WH ♦</b>	Decorative Swirl Etched Opal Glass	32W Triple Tube (4-pin) CFL
	 <b>239-WH ♦</b>	Frosted Lens with Reflector	32W Triple Tube (4-pin) CFL
	 <b>271-PW ♦</b>	Drop Opal with Reflector	32W Triple Tube (4-pin) CFL
	 <b>28W-WH</b> <b>28B-WH</b>	Conical White Baffle Conical Black Baffle	32W Triple Tube (4-pin) CFL
	 <b>29C-WH</b> <b>29W-WH</b>	Deep Cone - Clear Deep Cone - White	32W Triple Tube (4-pin) CFL
	 <b>232C-WH</b> <b>232G-WH</b> <b>232W-WH</b> <b>232HZ-WH</b> <b>232WHZ-WH</b>	Multiplier - Clear Alzak® Multiplier - Gold Alzak® Multiplier - Gloss White Multiplier - Haze Multiplier - Wheat Haze	32W Triple Tube (4-pin) CFL*
	 <b>2320C-WH</b> <b>2320HZ-WH</b> <b>2320WHZ-ABZ</b> <b>2320WHZ-WH</b>	Multiplier in Clear Low Iridescent Alzak® Multiplier in Haze Multiplier in Wheat Haze Multiplier in Wheat Haze	32W Triple Tube (4-pin) CFL
	 <b>233C-WH</b>	Multiplier in Clear Alzak® with Black Baffle, White Trim	32W Triple Tube (4-pin) CFL
	 <b>261W-WH</b> <b>261B-WH</b>	Scoop Wall Wash with White Baffle Scoop Wall Wash with Black Baffle	26W Triple Tube (4-pin) CFL
	 <b>2330W-WH ♦</b> <b>2330B-WH ♦</b>	White Baffle, Regressed Frosted Dome Lens with Reflector Black Baffle, Regressed Frosted Dome Lens with Reflector	32W Triple Tube (4-pin) CFL
	 <b>6101-ABZ ♦</b> <b>6101-SC ♦</b> <b>6101-WH ♦</b>	Beveled Frame - Frosted Dome Lens with Reflector Beveled Frame - Frosted Dome Lens with Reflector Beveled Frame - Frosted Dome Lens with Reflector	32W Triple Tube (4-pin) CFL
	 <b>9900-WH ♦</b>	Fluted Drop Opal Lens	32W Triple Tube (4-pin) CFL*

Trim Size: Catalog Numbers 242, 243, 239, 271, 28, 29, 232, 2320, 233, 261, 9900 - 7 $\frac{3}{8}$ " O.D. Catalog Numbers 220, 241 - 8" O.D. Catalog Number 2330 - 7 $\frac{3}{8}$ " O.D. Catalog Number 6101 - 7 $\frac{3}{8}$ " O.D.  
Trim Finish: ABZ - Classic Aged Bronze, PW - Plastic White (Polycarbonate material shower trim), SC - Satin Chrome, WH - White.  
Alzak is a registered trademark of Alcoa Corp.  
Note: In Canada when insulation is present, Type IC fixtures must be used.  
\*Specify General Electric or Osram/Sylvania lamps only.

NOTE: ICPL632E HOUSING IS AIR-LOC RATED WITH ANY TRIM ABOVE.

 JUNO IC housings meet IECC Energy Code requirements per ASTM E283.  
Air-Loc® rated trims are pre-gasketed for minimum air leakage with IC housings.

♦ UL Listed for use in wet location.



1300 S. Wolf Road • P.O. Box 5065 • Des Plaines, IL 60017-5065 • Phone (847) 827-9880 • Fax (847) 827-2925  
220 Chrysler Drive • Brampton, Ontario • Canada L6S 6B6 • Phone (905) 792-7335 • Fax (905) 792-0064  
Visit us at [www.junolightinggroup.com](http://www.junolightinggroup.com)

Printed in U.S.A. ©2007 Juno Lighting, Inc.