



4" MINIATURE UNIVERSAL TC HOUSING

INCANDESCENT LAMPS

TC1

Project: _____

Fixture Type: _____

Location: _____

Contact/Phone: _____

PRODUCT DESCRIPTION

TC Housing design for use in non-insulated areas • If installed where insulation is present, the insulation must be pulled back 3" from all sides of the TC housing.

PRODUCT SPECIFICATIONS

Lamp Lamp ratings based on trim selected – see reverse.

Socket Detachable medium base porcelain with nickel-plated copper screw shell.

Trims Trim selection shown on reverse.

Labels U.L. listed for through-branch wiring, damp locations and IP • Product thermally protected against improper use of lamps or insulation • Union made AFL-CIO • UL Listed/CSA certified • Trim No. 12, 4101, 4102 and 4181 are wet location approved for covered ceiling applications • Trims 14, 17 are wet location approved for covered ceiling applications, **when used with outdoor rated lamps.**

Testing All reports are based on published industry procedures; field performance may differ from laboratory performance.

Product specifications subject to change without notice.

INSTALLATION

Real Nail 3 Bar Hangers Telescoping, patent-pending Real Nail 3 system permits quick placement of housing anywhere within 24" O.C. joists or suspended ceilings • Integral T-bar notch and clip secures housing in suspended ceiling grid – no accessory clips required • 24" expansion stop allows quick placement of fixture in standard grid spacing • Bars scored in two locations for fast, clean breaking, allowing housing installation in tight applications • Bars captive to mounting frame • Edge-mounted for extra strength • Captive bugle-headed ring shank nail for quick one-step installation and easy removal with claw hammer for fixture relocation • Quick-Loc slot and oversized locking set screw lock fixture in position • Bar hanger foot contoured to align to bottom of construction joist • Alternate mounting holes included.

Junction Box Pre-wired junction box provided with (5) 1/2" and (1) 3/4" knockouts, (4) Romex connectors and ground wire, U.L. listed/CSA certified for through-branch wiring, maximum 8 No. 12 AWG 90° C branch circuit conductors (4 in, 4 out) • Junction box provided with removable access plates • Knockouts equipped with pryout slots.

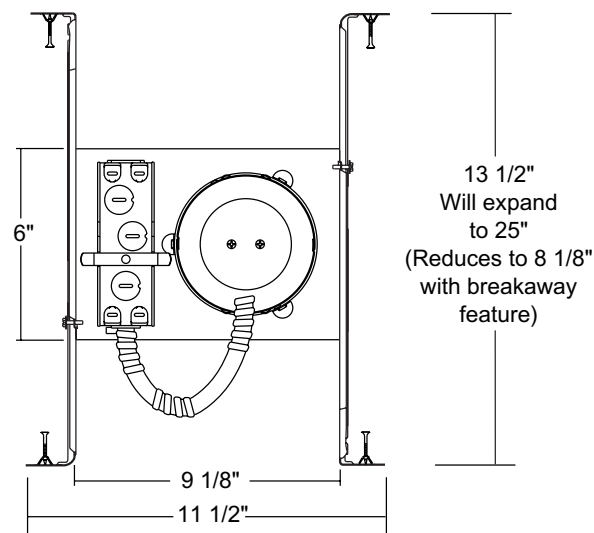
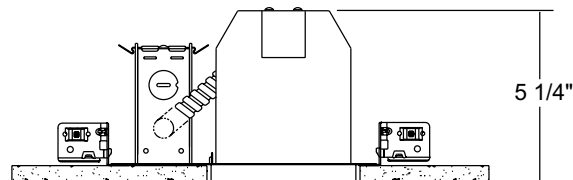
Mounting Frame 22-gauge die-formed galvanized steel mounting frame • 8" L x 6" W, (excluding bar hangers) • Rough-in section (junction box, mounting frame, housing and bar hangers) fully assembled for ease of installation.

Housing TC housing, 22-gauge galvanized steel • Housing is vertically adjustable to accommodate up to a 1 1/4" ceiling thickness.

PRODUCT CODES

Catalog Number	Input Voltage	Lamp Rating (max.)
TC1	120V	R14/R16/R20/PAR16/PAR20 (See reverse for max. trim rating)

DIMENSIONS



4 1/2" CEILING CUTOUT

ACCESSORIES

Catalog No.	Description
4TSA	Torsion Spring Adapter (for original style housing)
GUTO-WHIP	GUTO Socket Whip

























To order, specify catalog number.

4" MINIATURE UNIVERSAL TC HOUSING

INCANDESCENT LAMPS

TC1

TRIMS/LAMPS

Cat. No.	Description	Max. Lamp Rating	Cat. No.	Description	Max. Lamp Rating
 10-WH 10-BL 10-SC 10-ABZ	Push-In Flush Gimbal Ring Push-In Flush Gimbal Ring Push-In Flush Gimbal Ring Push-In Flush Gimbal Ring	50W PAR20/ 75W ES20 GU10 (Requires GU10-WHIP)	 446-WH	Scoop Adjustable	50W MR16, PAR16, ES16 GU10 (Requires GU10-WHIP)
 11-WH	Drop Opal	50W PAR20/R20	 448-WH 448-PB 448-SC	Eyeball with Black Baffle Eyeball with Black Baffle Eyeball with Black Baffle	50W MR16, PAR16, ES16 GU10 (Requires GU10-WHIP)
 ◆ 12W-WH ◆ 12W-SC ◆ 12W-ABZ	Shower Trim, frosted perimeter lens Shower Trim, frosted perimeter lens Shower Trim, frosted perimeter lens	50W PAR20/R20	 ◆ 4101-WH ◆ 4101-SC ◆ 4101-ABZ	Beveled Dome Shower Beveled Dome Shower Beveled Dome Shower	50W PAR/R20
 13-WH	2" Pinhole with Integral Shield	50W PAR20/R20	 ◆ 4102-WH ◆ 4102-SC ◆ 4102-ABZ	Beveled Shower Beveled Shower Beveled Shower	50W PAR/R20
 ◆◆ 14B-WH 14B-PB 14B-SC 14B-ABZ 14W-WH	Black Baffle Black Baffle Black Baffle Black Baffle White Baffle	50W PAR20/R20	 4103FROST-WH 4103FROST-SC	Beveled Cylinder Beveled Cylinder	50W PAR/R20
 16-WH	Scoop Wall Wash with higher inner shield	25W R14/40W R16 intermediate screw base	 4104C-WH 4104B-WH 4104HZ-WH 4104HZ-SC 4104WHZ-WH 4104WHZ-ABZ	Beveled Cone Beveled Cone Beveled Cone Beveled Cone Beveled Cone Beveled Cone	50W PAR/R20
 ◆◆ 17C-WH 17G-WH 17B-WH 17PT-SC 17W-WH 17HZ-WH 17WHZ-WH 17WHZ-ABZ	Cone - Clear Alzak® Cone - Gold Alzak® Cone - Black Alzak® Cone - Pewter Alzak® Cone - Gloss White Cone - Haze Cone - Wheat Haze Cone - Wheat Haze	50W PAR20/R20	 4150FROST-WH 4150FROST-SC 4150MAIZE-WH 4150COBALT-WH 4150COBALT-SC 4150MESH-WH 4150MESH-SC	Cylinder Cylinder Cylinder Cylinder Cylinder Cylinder Cylinder	50W PAR/R20
 18-WH 18-SC	Mini Eyeball Mini Eyeball	60W PAR16	 4151FROST-WH 4151COBALT-WH	Convex Glass Convex Glass (torsion spring attachment)	50W PAR/R20
 19-WH 19-PB	Mini Eyeball Mini Eyeball	25W R14/40W R16 intermediate screw base	 4152FROST-WH 4152AMBER-WH 4152COBALT-WH	Dropped Disk Dropped Disk Dropped Disk	50W PAR/R20
 440-WH 440-BL 440-SC 440-ABZ	Flush Gimbal Ring Flush Gimbal Ring Flush Gimbal Ring Flush Gimbal Ring (New tighter gap, uses 2" optical media)	50W MR16, PAR16, ES16 GU10 (Requires GU10-WHIP)	 4153GLASS-WH	Square Glass	50W PAR/R20
 445-WH	Slot Aperture Downlight or Adjustable	50W MR16, PAR16, ES16 GU10 (Requires GU10-WHIP)	 4154COOL-WH 4154WARM-WH	Segmented Arcs Segmented Arcs	50W PAR/R20
			 4180FROST	Solid Glass Collar (torsion spring attachment)	50W PAR/R20
			 4181CLEAR ◆	All Glass Shower (torsion spring attachment)	50W PAR/R20

Trim Size: 5" O.D.

Trim Finish: ABZ - Classic Aged Bronze, BL - Black, GP - Graphite, PB - Polished Brass, PW - Plastic White (Polycarbonate material shower trim), SC - Satin Chrome, SL - Silver, WH - White.

Alzak is a registered trademark of Alcoa Corp.

Note: In Canada when insulation is present, Type IC fixtures must be used.

◆ UL Listed for use in wet location.

◆◆ UL Listed for use in wet location with outdoor rated lamp.



1300 S. Wolf Road • P.O. Box 5065 • Des Plaines, IL 60017-5065 • Phone (847) 827-9880 • Fax (847) 827-2925

220 Chrysler Drive • Brampton, Ontario • Canada L6S 6B6 • Phone (905) 792-7335 • Fax (905) 792-0064

Visit us at www.junolightinggroup.com

Printed in U.S.A. ©2005 Juno Lighting, Inc.