

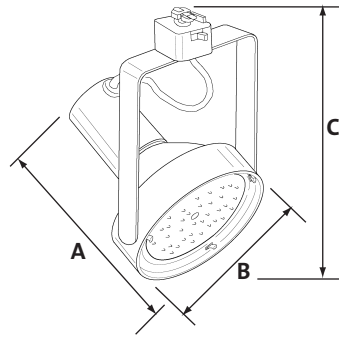
CTL838 CTL838/2 CTL838/3

Gimbal
120V Series
Track Fixtures

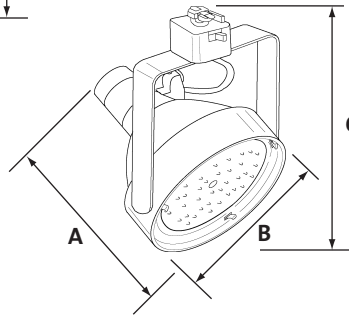
Catalog #

Type

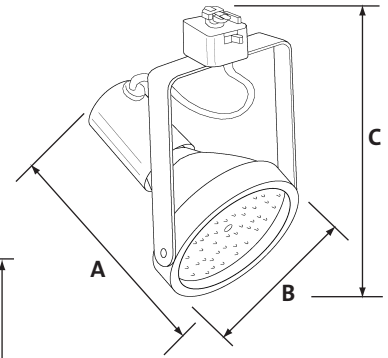
Project



CTL838



CTL838/3



CTL838/2

Model	DIMENSIONS		
	A	B	C
CTL838	6 1/2"	5 1/2"	11"
CTL838/2	5 3/4"	5"	10 1/8"
CTL838/3	4 3/4"	5 1/2"	9 3/4"

Specifications/Features

Fixture

The free, unconfined look of these gimbal lamp holders make them popular for commercial, retail and residential applications.

The 2-plane gimbal design permits maximum horizontal and vertical swivel for excellent aiming, and our "Sure-Set" yoke holds the fixture firmly in place.

Models are offered for all the popular halogen PAR lamps.

The CTL838 and CTL838/3 are supplied with permanently mounted spring clips for the use with light control accessories.

The CTL838/2 is supplied with field-mounted accessory clips (FA-38).

Lamp/Electrical

CTL838 Lamp: 250W PAR38 (max), E26 Medium skirted base, 120V.

CTL838/2 Lamp: 250W PAR38 (max), E26 Medium skirted base, 120V.

CTL838/3 Lamp: 150W PAR38 (max), Medium side prong, 120V.

All styles are equipped with a convenient on/off switch and polarity indicator.

Warranty

This fixture is covered by Con-Tech's full replacement guarantee which is effective for one year.

Listing

cUL_{US} listed. Suitable for dry locations.

Ordering Information

Example Order: - -

Housing

CTL838 - PAR38 Lamp holder
CTL838/2 - Slim PAR38 Lamp holder
CTL838/3 - Side prong PAR38 Lamp holder

Finish

P - White
B - Black
PB - Polished Brass
C - Chrome
U - UNLook

Accessories

LA-38 - Egg-Crate Louver for PAR38
LF30-A - Amber
LF30-B - Blue
LF30-G - Green
LF30-LB - Light Blue
LF30-R - Red
LF30-RO - Rose
LF30-73 - Spread Lens
LF30-LS - Linear Spread Lens
LF30-UV - Ultra Violet
BD38 - Barn Door for PAR38 Gimbal Fixtures

