


T-Bay 6 Light T5 and T8



ORDERING INFORMATION

Catalog Number: Example: TSW632EB3-1

TS	W	6		EB			
FIXTURE	BODY WIDTH	LAMPS	WATTAGE	BALLAST SOURCE	CIRCUIT	VOLTAGE	OPTIONS
TS-T-Bay Series Industrials	W-Wide (6 Light)	6	32-32W T8 54-54W T5	EB-Electronic ballast	3-2 3-light ballasts 4-1 2-light ballast and 1 4-light ballast 5-3 2-light ballasts	1-120V 4-277V 5-480V* 8-120-277V (voltage sensing)* *T5 units only	JP-Job pack WHR-White reflector

OPTIONS/ACCESSORIES

- TSWGUARD**-Wireguard for 6 light fixtures.
- TSCHAIN**-2 sets of heavy duty chain for hanging T5/T8 units.
- TSMTG**-Universal mounting plate for use with TSCHAIN accessory.
- MD360**-120-277V motion sensor with 360° field of vision.
- MD360-5**-For use with 480V fixtures.
- TSWLENS**-Prismatic lens.
- TSWGYM**-Wireguard and prismatic lens combination.
- TSWGYM-CL**-Wireguard and clear lens combination.

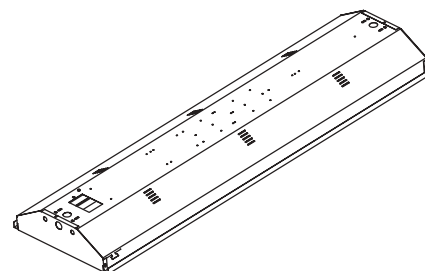
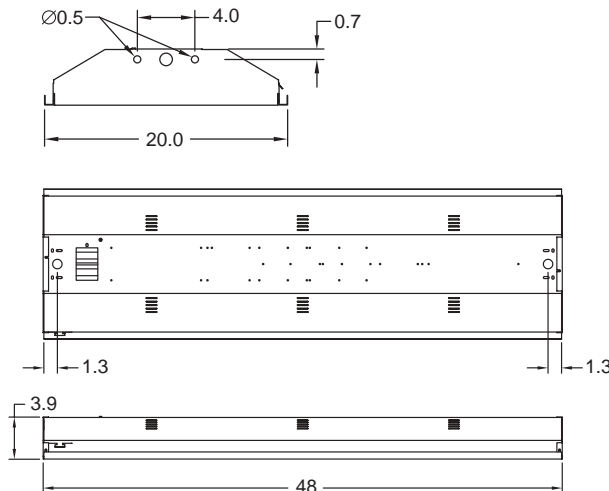


TSCHAIN



MD360

TECHNICAL INFORMATION



PRODUCT SPECIFICATIONS

- Precision die-formed steel housing.
- Architectural post painted finish eliminates exposed edges for safe handling.
- Beveled Miro 4 reflector surrounds each lamp for optimum efficiency.
- Accepts surface, stem, pendant, or chain mounting.
- Out performs conventional 400 watt MH technology for a fraction of the energy consumption.
- Standard with electronic ballasts for 120V, 277V, 480V (T5 only), or voltage sensing 120-277V (T5 only) applications.
- Instant-on.
- Low profile.
- Multi-level switching capability.
- Top access plate.
- Rotatable ends provide access to wiring chamber.
- T8 units provided with a 1.2 ballast factor electronic ballast.



UL Damp Location Listed.
UL File Number: E86021

PHOTOMETRICS

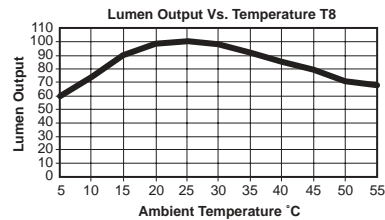
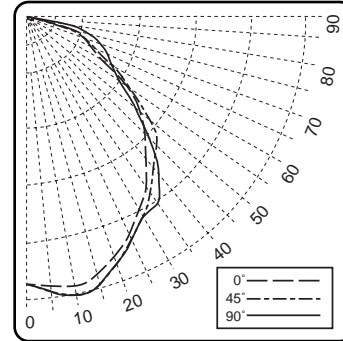
Lamp Type: **F32T8/835**

Initial Lumens: **2950**

of Lamps: **6**

Candlepower Distribution

Vertical Angle	Horizontal Angle					Zonal Lumens
	0	22.5	45	67.5	90	
0	5973.	5973.	5973.	5973.	5973.	
5	6018.	6032.	6047.	6077.	6107.	578.0
10	6122.	6137.	6287.	6347.	6362.	
15	6074.	6167.	6302.	6272.	6257.	1764.1
20	5733.	5913.	5913.	5928.	5958.	
25	5478.	5688.	5658.	5643.	5658.	2610.2
30	5074.	5269.	5254.	5239.	5269.	
35	4775.	4940.	4940.	5089.	5149.	3130.1
40	4266.	4401.	4475.	4655.	4670.	
45	3846.	4012.	4207.	4176.	4101.	3169.2
50	3413.	3487.	3742.	3413.	3308.	
55	2919.	2979.	3053.	2664.	2634.	2573.1
60	2365.	2530.	2230.	2170.	2230.	
65	1825.	2006.	1676.	1961.	2035.	1879.3
70	1362.	1392.	1496.	1706.	1766.	
75	883.	868.	1198.	1377.	1421.	1215.1
80	433.	584.	838.	883.	868.	
85	119.	284.	284.	284.	284.	287.3
90	14.	14.	14.	14.	14.	



These tests were performed according to standard IESNA procedures. A specific ballast and lamp combination was used. Other lamp and ballast combinations may yield different results. This test was conducted in a controlled laboratory environment where the ambient temperature was held at 25°C.

Field performance may differ in regards to change in luminous output as a result of differences in ambient temperature and mounting method.

The above chart is a temperature profile of T5lamps. It graphs light output versus ambient temperature. It may be helpful in determining the feasibility of using a T5 lighting system.

Lumen Summary

Zone	Lumens	%Lamp	%Fixture	Zone	Lumens	%Lamp	%Fixture
0-30	4952.	28.0	28.8	90-120	0.	0.	0.
0-40	8082.	45.7	47.0	90-130	0.	0.	0.
0-60	13825.	78.1	80.3	90-150	0.	0.	0.
0-90	17206.	97.2	100.0	90-180	0.	0.	0.
Total Luminaire =				0-180	17206.	97.2	100.0

IES Spacing Criteria: End = 1.3 Diagonal = 1.3 Cross = 1.2