

CATALOG NO. _____

TYPE NO. _____

JOB NAME _____

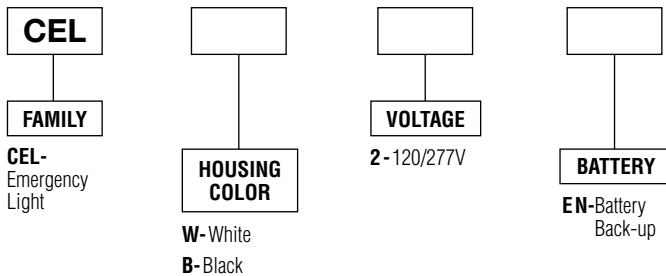
eclipse
SERIES

**Emergency Light
(CEL)**



ORDERING INFORMATION

Catalog Number: Example: CELW2E



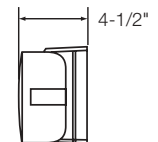
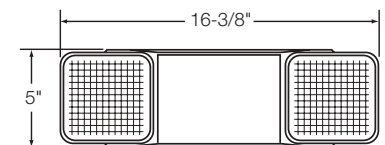
PRODUCT FEATURES

- Contemporary style with a clean, low profile compact design – can be field mounted in tandem to Eclipse CA Series LED Exit Sign
- Low power consumption.
- Field-adjustable high-output lampheads, provide superior path of egress illumination and safety.
- 6V maintenance-free sealed lead calcium battery.
- Contractor-friendly installation. Snap together design with electrical “quick-connect”.
- Back mounted.
- UL listed, conforms to UL924.

SPECIFICATIONS

Housing	Housing constructed of impact-resistant, scratch-proof, corrosion-proof, UV-stable thermoplastic with UL94-5VA flame rating.
Illumination	Provided by two fully adjustable lampheads with parabolic reflector design and 6V/5.4W high intensity wedge base tungsten lamps. Track & swivel design with positive detent mechanism. High-impact, high-temperature thermoplastic lenses minimize glare and maximize beam spread. CEL3 Series provided for additional head for remote applications.
Electronics	<ul style="list-style-type: none"> • Dual voltage input 120/277 VAC 60Hz. • Combination AC indicator light/test switch. • Automatic, solid-state, constant voltage charger. • Brownout protection. • AC lockout. • Low voltage disconnect. • Temperature compensation. • Short-circuit protection.
Power Consumption	Input Watts: 3.5W max charge, 1.0W steady state Output Watts: CEL- 16.2W
Battery	6V maintenance-free sealed lead calcium battery. Optimum operating temperature range of 65°F (19°C) to 85°F (30°C). Provides a total of 90 minutes of full light output illumination with third head or 2 hours without third head..
Code Compliance	UL listed, conforms to UL924. Meets NFPA Life Safety Code 70 and 101. Complies with NEC and OSHA.
Warranty	Limited 3-year warranty. 3-year sealed lead calcium pro-rated battery warranty.

DIMENSIONS



Dimensions and specifications subject to change without notice.

PRODUCT AVAILABILITY

FAMILY	HOUSING COLOR	VOLTAGE	BATTERY	LENGTH	WIDTH	HEIGHT
CEL	W	120/277V	EN	16 3/8"	4 1/2"	5"
	B	120/277V	EN			