

Trims for 6" Vertical Lamp Sloped Ceiling Recessed Housings

Catalog No. _____

Type _____

Project _____

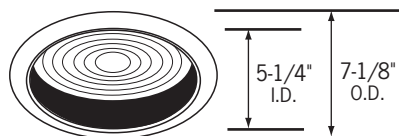
General Trim Information

All trims are compatible with **6 Inch Vertical Lamp Sloped Ceiling Incandescent Recessed Housings**.

All trims have white trim finish unless specified.

All trims are cULus listed.

All trims are suitable for damp locations; only shower trims are listed for wet locations.



CTR1331-P

Black Baffle, Regressed Glass Fresnel Lens

CTR1331-P-WHT

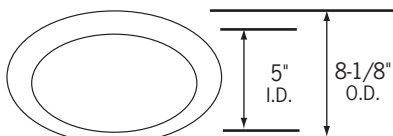
White Baffle, Regressed Glass Fresnel Lens

Regressed fresnel lensed trims feature focused illumination. Trims are adjustable to accommodate different ceiling thicknesses.

Max. Lamp:

RL38A, RL38A-IC, RL38A-ICS: **75W PAR30, 60W A19;**

RL38A-ICE, RL38A-ICR: **50W PAR30, 40W A19**



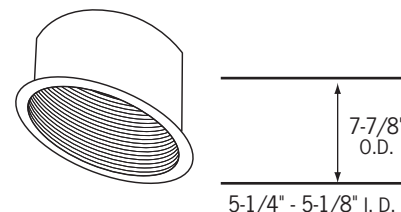
CTR1912-P

Albalite Shower Trim

Wet location listed. White beveled steel trim ring. Polyethylene sponge gaskets. Flat opal Albalite glass. (2) Butterfly spring clips. Heat-treated steel. ETL listed for use with four other housing manufacturers.

Max. Lamp:

RL38A, RL38A-IC, RL38A-ICS: **60W A19;**
RL38A-ICE, RL38A-ICR: **40W A19**



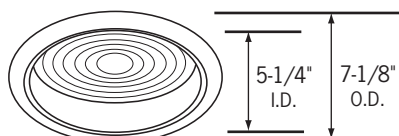
CTR3801SC-(P, WHT)

Baffle Trim

Fabricated of one piece of aluminum. (3) Leaf reflector clips, spring steel, heat-treated, black oxidation plated. White flat plastic trim ring supplied. Black (P) or White (WHT) baffle.

Max. Lamp:

RL38A: **120W BR40, 90W PAR38;**
RL38A-IC, RL38A-ICS, RL38A-ICE, RL38A-ICR: **75W BR40, 75W PAR38**



CTR1332-P-CLR

Clear Multiplier, Regressed Convex Prismatic Lens

CTR1332-P-WHT

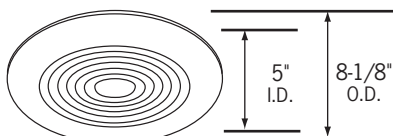
White Multiplier, Regressed Convex Prismatic Lens

Regressed fresnel lensed trims feature focused illumination. Trims are adjustable to accommodate different ceiling thicknesses.

Max. Lamp:

RL38A, RL38A-IC, RL38A-ICS: **75W PAR30, 60W A19;**

RL38A-ICE, RL38A-ICR: **50W PAR30, 40W A19**



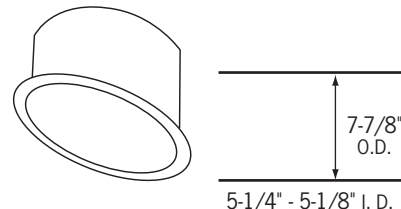
CTR1913-P

Fresnel Shower Trim

Wet location listed. White beveled steel trim ring. Polyethylene sponge gaskets. Flat, clear Fresnel glass lens. (2) Butterfly spring clips. Heat-treated steel. ETL listed for use with four other housing manufacturers.

Max. Lamp:

RL38A, RL38A-IC, RL38A-ICS: **60W A19;**
RL38A-ICE, RL38A-ICR: **40W A19**



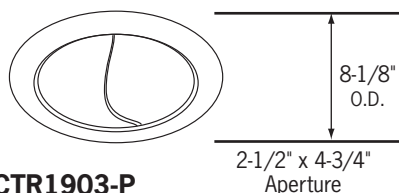
CTR3802SC-(BLK, CLR, GLD, WHT)

Multiplier Trim

Fabricated of one piece of aluminum. (3) Leaf reflector clips, spring steel, heat-treated, black oxidation plated. White flat plastic trim ring supplied. Black (BLK), Clear (CLR), Gold (GLD) or White (WHT) multiplier.

Max. Lamp:

RL38A: **120W BR40, 90W PAR38;**
RL38A-IC, RL38A-ICS, RL38A-ICE, RL38A-ICR: **75W BR40, 75W PAR38**



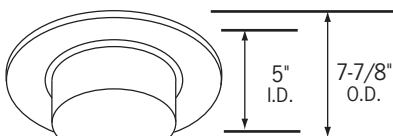
CTR1903-P

Scoop Wall Wash

White beveled steel trim ring. Polyethylene sponge gaskets. (2) Butterfly spring clips. All heat-treated steel construction.

Max. Lamp:

RL38A, RL38A-IC, RL38A-ICS: **60W A19;**
RL38A-ICE, RL38A-ICR: **40W A19**



CTR1916-P

Drop Opal Shower Light, Glass Lens, White Beveled Steel Trim, 1" Drop from Ceiling

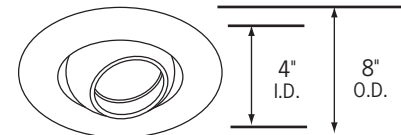
CTR1916-PP

Drop Opal Shower Light, Plastic Lens, White High Heat ABS Trim, 1-1/2" Drop from Ceiling

Wet location listed. Polyethylene sponge gaskets. Flat, clear Fresnel glass lens. (2) Butterfly spring clips. Heat-treated steel. ETL listed for use with four other housing manufacturers.

Max. Lamp:

RL38A, RL38A-IC, RL38A-ICS: **60W A19;**
RL38A-ICE, RL38A-ICR: **40W A19**



CTR3008-(B, P)

Eyeball Trim

35° Vertical adjustment. Beveled steel trim ring. Polyethylene sponge gaskets. (2) Butterfly spring clips. Heat-treated steel. ETL Listed for use with four other housing manufacturers. Steel eyeball construction.

Max. Lamp: 75W PAR30

