

# Trims for 3" Low Voltage Recessed Housings

Catalog No. \_\_\_\_\_

Type \_\_\_\_\_

Project \_\_\_\_\_

## General Trim Information

Maximum lamp rating for most trim options: 20-50W 12V MR-16 lamp, GU5.3 base.

*\*On fixtures designed for use with standard MR16 lamps, Con-Tech provides a clear tempered safety lens.*

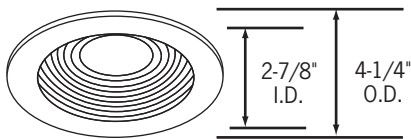
*If use of MR16 with front glass is required, remove the factory provided clear tempered safety lens.*

All trims have white trim finish unless specified.

All trims are cULus listed.

All trims are suitable for damp locations; only shower trims are listed for wet locations.

*\*See back for descriptions of Reflector/Trim Finish options.*



### CTR301-B

Adjustable Black Baffle, Black Trim

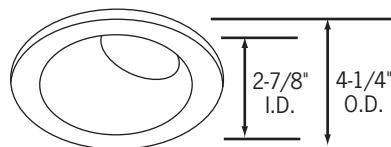
### CTR301-P

Adjustable Black Baffle

### CTR301-WHT

Adjustable White Baffle

15° Vertical swing, 45mm lens.



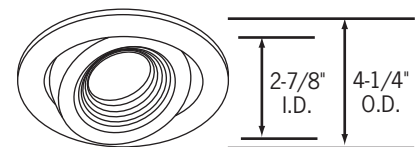
### CTR304-S-PL

Angled Wall Wash, Platinum Reflector, Silver Trim

### CTR304-P-CLR

Angled Wall Wash, Chrome Reflector

Adjustable lampholder with 55-75° aiming angle. 45mm Lens.



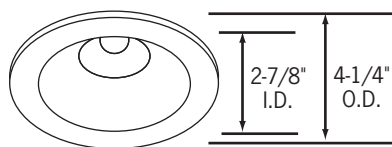
### CTR307-(P, B, C, NK)

Adjustable Pin Spot, Black Baffle

### CTR307-WHT

Adjustable Pin Spot, White Baffle

Deep baffle for maximum lamp concealment. May be used as a pin spot style downlight or an adjustable accent light. 35° Vertical adjustment. 45mm Lens.



### CTR302-B-BLK

Adjustable Multiplier, Black Trim Ring, Black Reflector

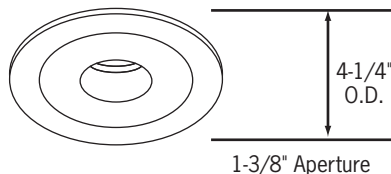
### CTR302-P-(CLR, BLK, WHT)

Adjustable Multiplier, White Trim Ring, Select Reflector Finish

### CTR302-(ST, NK)-CLR

Adjustable Multiplier, Select Metal Trim Finish, Clear Reflector

37° Vertical adjustment, 45mm lens.



### CTR305-B-BLK

Pin Spot, Black Cut-Off Reflector, Black Trim Ring

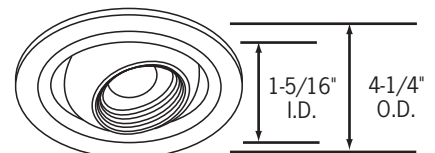
### CTR305-BLK

Pin Spot, Black Cut-Off Reflector

### CTR305-CLR

Pin Spot, Clear Cut-Off Reflector

Downlight Only, 50mm Lens



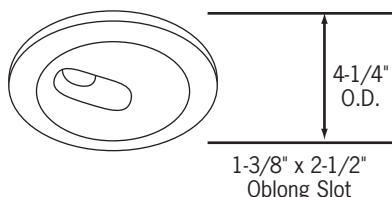
### CTR308-P

Adjustable Classic Eyeball, Black Baffle

### CTR308-WHT

Adjustable Classic Eyeball, White Baffle

Die cast aluminum. 45° Vertical adjustment, 358° horizontal rotation. 45mm Lens.



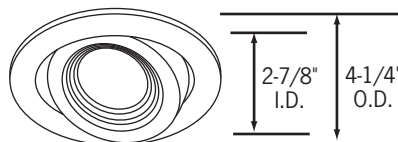
### CTR303N-B

Slotted Wall Wash, Black Trim

### CTR303N-P

Slotted Wall Wash, White Trim

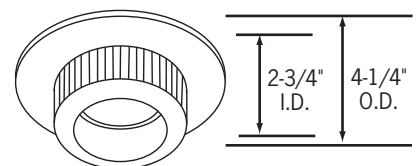
50° Swing adjustment, external 358° rotation. Slot aperture permits maximum beam area adjustment for either wall wash or concealed accent lighting effects. Black interior surface, 45mm Lens.



### CTR306-P

Surface Adjustable Black Baffle

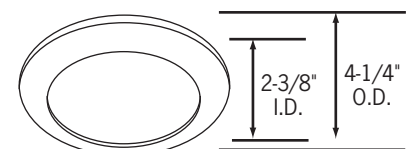
40° Vertical adjustment, 359° horizontal rotation. 50mm Lens. Regressed black baffle reduces surface brightness. Flat, stainless mounting clips hold trim firmly to ceiling.



### CTR310-F-P

Frosted Glass

**Must use Front Glass MR16 Lamp. 1-1/4"**  
Drop from ceiling.



### CTR311-(NK, P, ST)

Frosted Flat Glass

Shower light trim, double neoprene gasketed. cULus Listed for wet location.

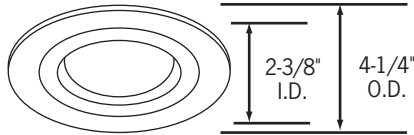


# Trims for 3" Low Voltage Recessed Housings

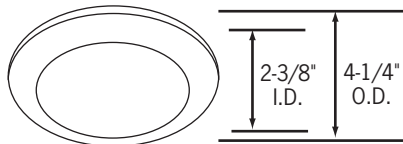
Catalog No. \_\_\_\_\_

Type \_\_\_\_\_

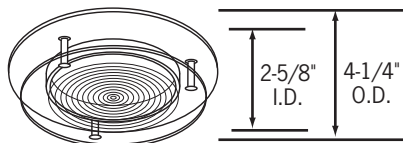
Project \_\_\_\_\_



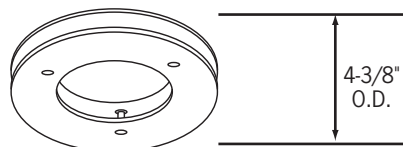
**CTR312-P**  
Flat Glass  
Etched Glass For Light Diffusion



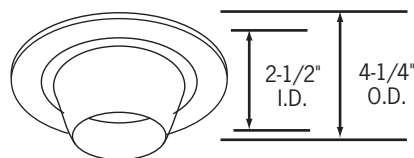
**CTR313-(NK, P, ST)**  
Convex Drop Lens  
Shower light trim. 3/4" Drop (ceiling to bottom of glass), double neoprene gasketed. cULus listed for wet location.



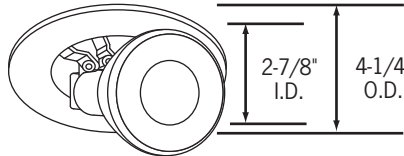
**CTR315-(P, B, C)**  
Glass Accent  
Floating glass panel (3-5/8" Dia.) with etched concentric rings. Clear, textured polycarbonate drop cylinder for minimum glare. 1-1/8" Drop from ceiling. Steel trim ring, specify finish. 50mm Lens.



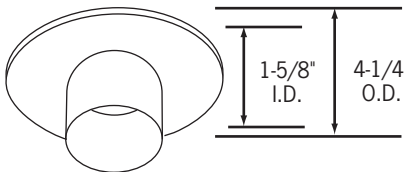
**CTR317-P**  
Floating Ring  
Decorative floating glass ring, 2" center opening. Clear reflector with diffuse plastic cone. 1-1/8" Drop from ceiling. Cast aluminum trim construction. 50mm Lens.



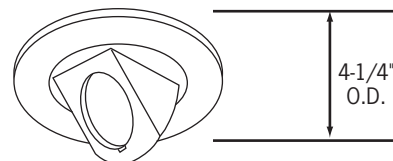
**CTR318-F**  
White Frosted Glass Cone  
Tapered glass diffuser, specular reflector. 1-1/4" Drop from ceiling. 50mm Lens.



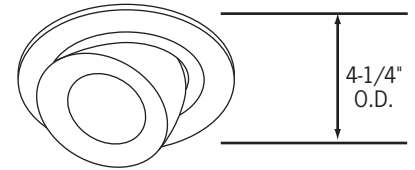
**CTR320-(P, B)**  
Retractable Pull Down  
Black metal mesh ring surrounds lamp. Pull fixture straight down from trim and aim. Flood, Narrow Flood or Spot MR16 beam patterns available. Specify trim finish, 50mm Lens.



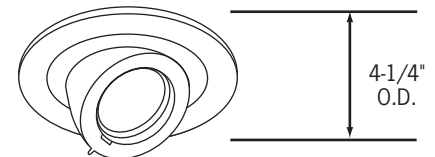
**CTR321-B-(NK, P)**  
Cobalt Blue Glass Cylinder  
**CTR321-F-(NK, P)**  
Frosted Glass Cylinder  
Clear upper reflector. 50mm Clear tempered safety lens. Cast aluminum trim construction. 1-1/4" Drop from ceiling.



**CTR324-(P, B, NK, CO, ST)**  
Fully Adjustable  
Unsurpassed aiming flexibility: 87° vertical, 359° rotational. Front access, spring latch lamp retainer ring, black finish. Optional white finish available: **1623/224 WHITE**, ordered separately. Exclusive stainless flat springs insure firm, close-to-ceiling mounting. Accepts only one 47mm lens; if louver is required (FA-16 45MM), remove safety lens and use front glass MR16 lamp.



**CTR325-(P, B, NK, S)**  
Fully Adjustable  
Die cast, fully adjustable, round lampholder and backplate. Easy relamping with twist-off front retaining ring. Unsurpassed aiming flexibility: 87° vertical, 359° rotational. Specify trim finish, 50mm lens.



**CTR335-(B, C, CO, NK, P, ST)**  
Elbow  
Exceptional aiming flexibility with 87° vertical, 359° rotation adjustment. Die-cast aluminum construction, wide selection of finishes. Front access, spring latch lamp retainer ring (black finish). Maximum depth from ceiling: 2-1/2". 47mm lens.

## Reflector/Trim Finishes

### Reflector Finish Options:

- CLR - Clear, Specular
- BLK - Black, Specular
- WHT - White Light, Specular
- PL - Platinum, Matte

### Trim Finish Options:

- P - White
- B - Black
- C - Chrome
- NK - Nickel
- BC - Black Chrome
- S - Silver UNLook
- CO - Brushed Copper
- ST - Brushed Stainless Steel

