

Economy Fan-Light Combination

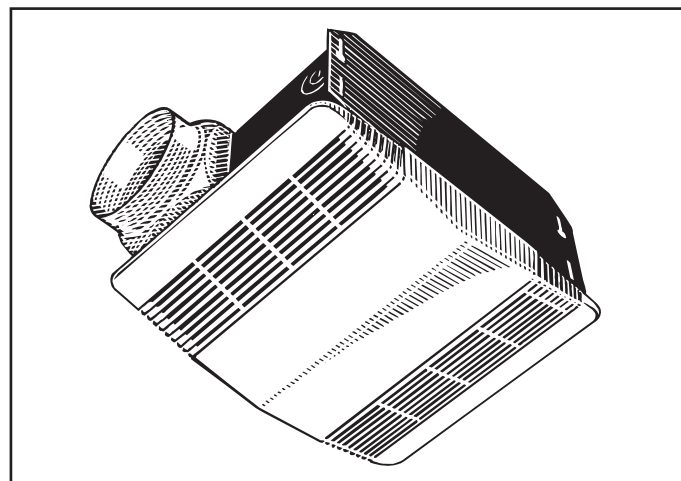
MODEL: 763RLN

DESCRIPTION

- Efficient ventilation bright light in one easy installation. Fan and light operates separately or together.
- Quiet operation with one-piece molded blower wheel, silent backdraft damper.
- White polymeric grille with break resistant lens.
- Plug-in motor and light.
- Uses one (1) 100 watt bulb (bulb not included).
- For baths up to 45 sq. ft., other rooms up to 60 sq. ft.
- Refer to NuTone's catalog for a complete listing of accessories to effectively adapt this Fan-Light Combination to your construction requirements.

DESIGN FEATURES

- Air Delivery:** 50 CFM.
Sound Level: 2.5 Sones.
Dimensions: **Housing:** 9" x 9" x 5³/₄".
Grille: 12¹/₄" x 10³/₄".
Material & Finish: **Housing:** Galvanized steel.
Grille: White Polymeric.
Motor: Shaded Pole, thermally protected
Electrical Rating: **With one (1) 100 watt bulb: 120vAC, 60 Hz, 1.4 amps.**
Blower Wheel: One-piece polypropylene, 4³/₄" diameter.
Duct Size: 4" diameter.
Mounting: Mounting Flange provided.



ARCHITECT'S SPECIFICATIONS

Fan-Light Combination shall be NuTone Model Number 763RLN as manufactured by NuTone according to listed specifications. Fan shall ventilate 50 CFM at a sound level of 2.5 Sones. Housing shall be 9" x 9" x 5³/₄" and connect to 4" duct.

INSTALLATION

- Suitable for use over tub or shower enclosure when installed in a GFI protected branch circuit.
- Installation instructions are included with each unit.
- Type IC for use with thermal insulation.
- Not for use with solid state speed controls.
- Not for use in kitchens.

REFERENCE	QTY.	REMARKS	Project
			Location
			Architect
			Engineer
			Contractor
			Submitted by Date

CERTIFIED TEST DATA

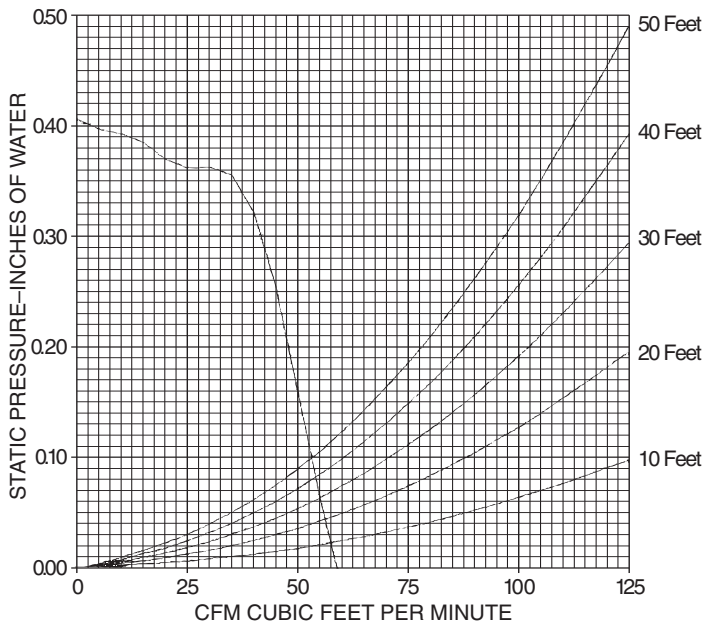


HVI-2100 CERTIFIED RATINGS comply with new testing technologies and procedures prescribed by the Home Ventilating Institute, for off-the-shelf products, as they are available to consumers. Product performance is rated at 0.1 in. static pressure, based on tests conducted in AMCA's state-of-the-art test laboratory. Sones are a measure of humanly-perceived loudness, based on laboratory measurements. This NuTone model is listed by Underwriters' Laboratories Inc.

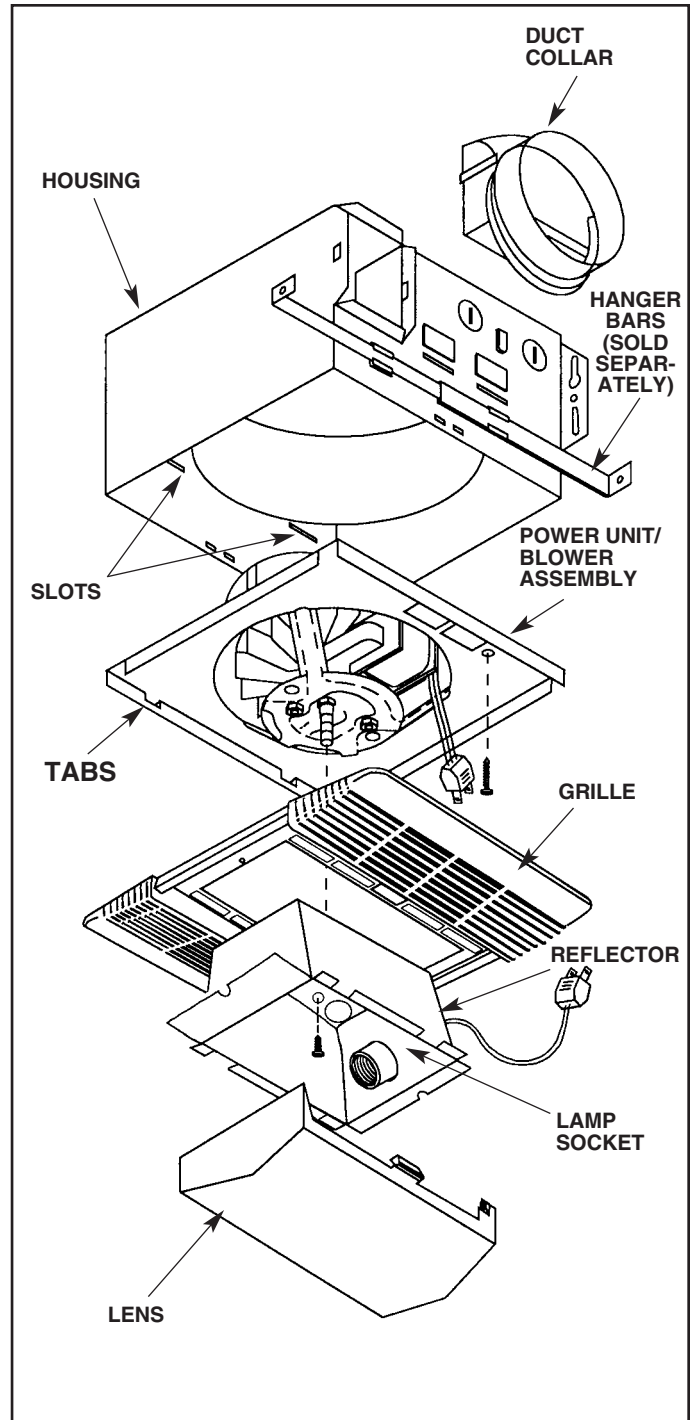
The air delivery of a ventilating system may be determined by:

1. Determine the equivalent duct length for each 90 degree elbow by adding one foot of duct length for each inch of duct diameter, i.e., a 4 inch diameter duct elbow equals 4 feet equivalent duct length and an 8 inch diameter duct elbow equals 8 feet equivalent duct length.
2. Add the total straight length of duct and the equivalent length for each elbow to obtain the total equivalent duct length.
3. Locate the intersection of the fan performance curve and the total equivalent duct length curves and draw a vertical line down to the CFM scale and read the system air performance.
(NOTE: 3/4" x 10" duct equals 6 inch diameter duct.)

AIR PERFORMANCE CURVE
(4 In. Duct to 10 Foot Lengths)



STATIC PRESSURE INCHES OF WATER	0.05	0.1	0.15	0.2	0.25	0.3	0.35	0.4	0.45
CFM	56	53	51	48	46	42	36	-	-



Product specifications subject to change without notice.