

**LAUNDRY SINK FAUCET  
K-15271**

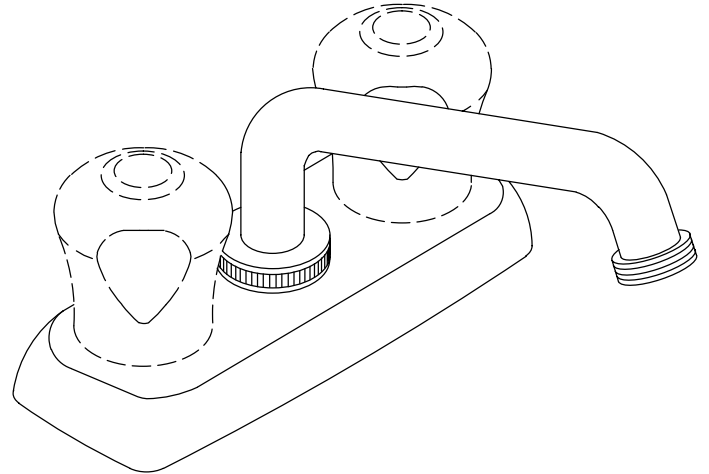
**FEATURES**

- Metal construction
- For 4" centers
- Reversible quarter-turn washerless ceramic disc valves
- 6" threaded swing spout
- Available with sculptured acrylic or blade handles

**CODES/STANDARDS APPLICABLE**

Specified model meets or exceeds the following:



- ASME/ANSI A112.18.1M
- CSA International B125



**COLORS/FINISHES**

- CP Polished Chrome

**SPECIFIED MODEL:**

Model	Description		 <span style="border: 1px solid black; padding: 2px;">ADA</span>
K-15271	With Sculptured Acrylic Handles	<input type="checkbox"/> CP	
K-15271-B	With Blade Handles		<input type="checkbox"/> CP

**PRODUCT SPECIFICATION:**

Two-handle centerset laundry sink faucet shall be of metal construction. Faucet shall feature reversible quarter-turn washerless ceramic disc valves, assuring positive handle stop positioning. Product shall include 4" centers, 6" threaded swing spout, and sculptured acrylic or blade handles. Faucet shall be Kohler Model K-15271-\_\_\_\_\_-CP.

