

LED RULER

INSTALLATION EXAMPLES

Figure 1

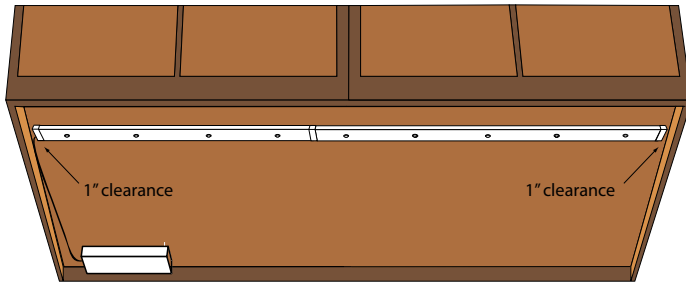
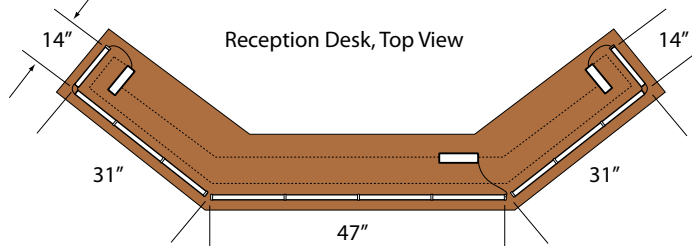
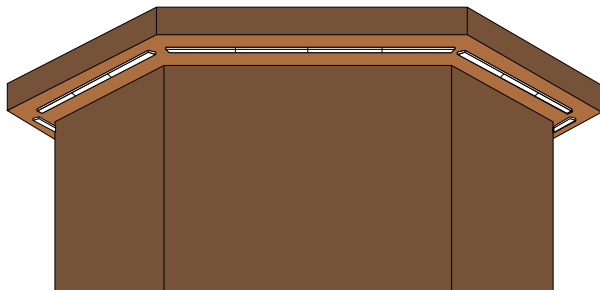


Figure 2



Reception Desk, Front View



BILL OF MATERIALS

- Determine length(s) in inches of area(s) to be lighted
- Use "LED RULER SIZING CHART" below to find required number of LEDs for area to be lighted
- Select a combination of sizes and quantities to equal this number
- For plug-in installations, order one LED-DR10-350PI for each run up to 10 watts
- Order one LED-DR12-350 for each run up to 12 watts
- Order one LED-DR18-350 for each run up to 17.5 watts
- Order one LED-DR36-350D for each run up to 35 watts and/or for dimming
- Order one RULER-CONKIT for each run
- Order jumpers and/or 90°s as needed

! Do not exceed the capacity of the driver in any single run.

Bill of materials for cabinet at left (see Figure 1):

- (1) LED-DR12-350
- (1) RULER-CONKIT
- (1) RULER-4
- (1) RULER-5

Bill of materials for reception desk at left (see Figure 2):

- (3) LED-DR18-350
- (3) RULER-CONKIT
- (10) RULER-4
- (2) RULER-2
- (2) RULER-90

LED RULER SIZING CHART

Minimum Length	Maximum Length	Number of LEDs	Wattage
8"	11-1/2"	2	2.50
11-5/8"	15-1/4"	3	3.75
15-3/8"	19"	4	5.00
19-1/8"	22-3/4"	5	6.25
22-7/8"	26-1/2"	6	7.50
26-5/8"	30-1/4"	7	8.75
30-3/8"	34"	8	10.00
34-1/8"	37-3/4"	9	11.25
37-7/8"	41-1/2"	10	12.50
41-5/8"	45-1/4"	11	13.75
45-3/8"	49"	12	15.00
49-1/8"	52-3/4"	13	16.25
52-7/8"	56-1/2"	14	17.50