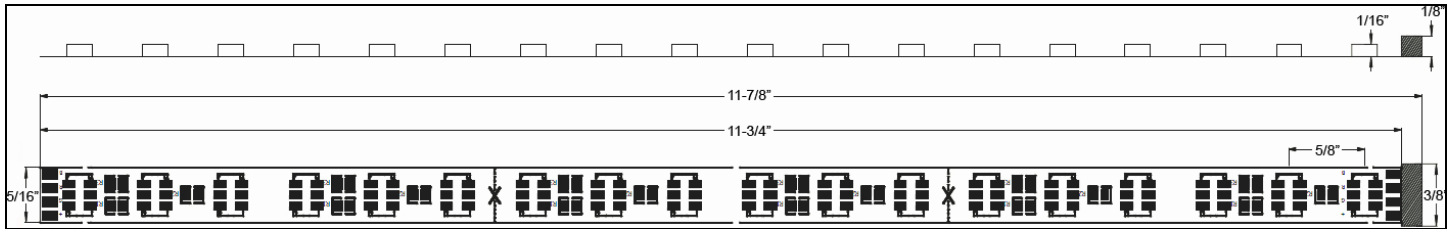


LED FLEXIBLE LINEAR • DL-FLEX-UP RGB SERIES

DL-FLEX-UP-RGB



DESCRIPTION

The **DL-FLEX-UP-RGB** Series is a color changing lighting system. Designers can create light output that can be varied and also programmed to appropriate Pantone® PMS colors, allowing the highest level of lighting sophistication. Made of highly flexible material that can be applied to most accessible surfaces using 3M® double-sided tape.


FEATURES

- Ultra bright surface-mount RGB LEDs.
- Wide range of plug-together accessories eliminates need for field soldering; providing simple and easy installations.
- Low power consumption, low heat.
- No ultra violet (UV/IR) radiation. No mercury
- Optional aluminum mounting channel with clear and diffused lens covers that snap into the channel without tools.
- For a 90° bends or tighter, do so at the cutting mark.
- To make a 90° joint connection use the DL-FLEX-RGB-X-C connector, which can be trimmed for 2-way L connection or 3-way T connection.

APPLICATIONS

- Cove and soffit lighting
- Path and contour marking
- Display lighting
- Under-shelf and under-cabinet lighting
- Accent and edge lighting
- Backlighting
- Signage

SPECIFICATIONS

Model	DL-FLEX-UP-RGB
Color	RGB
Wattage (per ft)	3.2W
Lumens (per ft)	70lm
Efficacy (lm/W)	21.9
Beam Angle	120°
Input Voltage	24V DC
Lamp Life	50,000 hours
Dimensions	11-7/8"L x 3/8"W x 1/8"H per section
LEDs (per ft)	18
LED Spacing	5/8"
Operating Temp	-22°F - 185°F
Max Run*	20'
Wiring	4-Wire
Min Run†	6 LEDs, ~4"
Mounting‡	Clips or Channel
Environment	Indoor, Dry
Certifications	 RoHS
Warranty	5 Years – see published warranty terms for detailed information.

* Single runs cannot exceed 20'. For longer runs refer to the wiring diagram.

† Cuts can only be made on the cutting mark.

‡ View accessories page for more information.

ORDERING INSTRUCTIONS

Example: **SERIES** - **MODEL** - **COLOR**
 DL - FLEX-UP - RGB

DL-FLEX-UP-RGB is packed in 30' roll lengths.

May be ordered in 1' increments. Specify amount of 1' lengths before ordering number for Example: **25 x DL-FLEX-UP-RGB**

SUBMITTAL

Job Name:	Date:
Specification Type:	Job Location:
Drawing Location of Fixture Type:	Approval:
Specifier Name:	Sales Agency Contact:
Contact Phone/Email:	Contact Phone/Email:



JESCO
LIGHTING GROUP

JESCO LIGHTING GROUP
6625 TRAFFIC AVE
GLENDALE, NY 11385


800.527.7796
WWW.JESCOLIGHTING.COM
WWW.JESCOLED.COM

Specifications subject to change without prior notice.

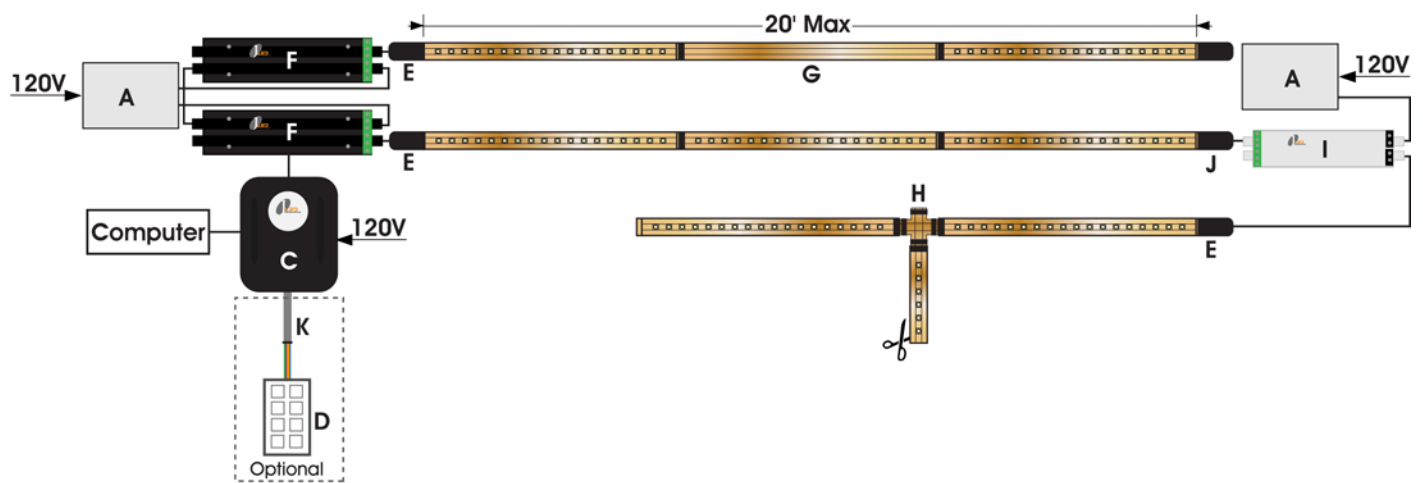
LED FLEXIBLE LINEAR • DL-FLEX-UP RGB SERIES
DL-FLEX-UP-RGB

WIRING DIAGRAMS (For detailed wiring see DL-FLEX-UP-RGB Installation Instructions)

MULTIPLE RUN - HARD-WIRE CONNECTION



DMX PROGRAMMED - EXTENDED MULTIPLE RUN



- A. DL-PS-XX/24-JB
- B. LC-180-RF (With hand-held remote)
- C. LC-PC-100 (DMX Programmed)
- D. DL-LC-KP8-W-8 (Optional - Requires DL-LC-KP-CC)
- E. DL-FLEX-RGB-PC
- F. LC-200-INT
- G. DL-FLEX-RGB-CCXX
- H. DL-FLEX-RGB-X-C
- I. LC-200-RPT
- J. DL-FLEX-RGB-PT
- K. DL-LC-KP-CC (Optional)

SUBMITTAL

Job Name:	Date:
Specification Type:	Job Location:
Drawing Location of Fixture Type:	Approval:
Specifier Name:	Sales Agency Contact:
Contact Phone/Email:	Contact Phone/Email:



JESCO
LIGHTING GROUP

JESCO LIGHTING GROUP
6625 TRAFFIC AVE
GLENDALE, NY 11385

800.527.7796
WWW.JESCOLIGHTING.COM
WWW.JESCOLED.COM

Specifications subject to change without prior notice.

LED FLEXIBLE LINEAR • DL-FLEX-UP RGB SERIES

DL-FLEX-UP-RGB

DL-FLEX Series Power Supply Guide for Max Runs

If the Max Load of a power supply exceeds the fixture's Max Run, then you may install multiple runs per given power supply.

Wattage = Max power capacity of power supply.

Max Load = Fixture quantity a power supply can power.

Max Run = Maximum length of a single fixture.

Hard-Wire Power Supplies (Junction Box Included)		DL-FLEX-UP DL-FLEX-W White, Green, Blue		DL-FLEX-UP DL-FLEX-W Red, Yellow		DL-FLEX-UPHO DL-FLEX-WH		DL-FLEX-UP-RGB DL-FLEX-W-RGB	
		1.4 W/Ft		0.9 W/Ft		3 W/Ft		3.2 W/Ft	
		Model Number	Wattage	Max Run	Max Load	Max Run	Max Load	Max Run	Max Load
DL-PS - 20 / 24 - JB	20	30 ft	14.3 ft	30 ft	22.2 ft	20 ft	6.7 ft	20 ft	6.3 ft
DL-PS - 60 / 24 - JB	60	30 ft	42.9 ft	30 ft	66.7 ft	20 ft	20.0 ft	20 ft	18.8 ft
DL-PS - 100 / 24 - JB	96	30 ft	68.6 ft	30 ft	106.7 ft	20 ft	32.0 ft	20 ft	30.0 ft
DL-PS - 150 / 24 - JB	150	30 ft	107.1 ft	30 ft	166.7 ft	20 ft	50.0 ft	20 ft	46.9 ft
DL-PS - 320 / 24 - JB	312	30 ft	222.9 ft	30 ft	346.7 ft	20 ft	104.0 ft	20 ft	97.5 ft
DL-PS - 120 / 24 - JB	2 x 60*	30 ft	2 x 42.9 ft	30 ft	2 x 66.7 ft	20 ft	2 x 20 ft	20 ft	2 x 18.8 ft
DL-PS - 180 / 24 - JB	3 x 60*	30 ft	3 x 42.9 ft	30 ft	3 x 66.7 ft	20 ft	3 x 20 ft	20 ft	3 x 18.8 ft
DL-PS - 200 / 24 - JB	2 x 96*	30 ft	2 x 68.6 ft	30 ft	2 x 106.7 ft	20 ft	2 x 32 ft	20 ft	2 x 30 ft
DL-PS - 25 / 24 - DIM-JB†	25	30 ft	17.9 ft	30 ft	27.8 ft	20 ft	8.3 ft	Not applicable	

* Consists of multiple power supplies.

† Hybrid power supply with dimming capability. Dimming requires 0-10V dimmer (DVTV).

Plug & Play Power Supplies		DL-FLEX-UP DL-FLEX-W White, Green, Blue		DL-FLEX-UP DL-FLEX-W Red, Yellow		DL-FLEX-UPHO DL-FLEX-WH		DL-FLEX-UP-RGB DL-FLEX-W-RGB	
		1.4 W/Ft		0.9 W/Ft		3 W/Ft		3.2 W/Ft	
		Model Number	Wattage	Max Run	Max Load	Max Run	Max Load	Max Run	Max Load
DL-PS - WP 24 / 24	24	30 ft	17.1 ft	30 ft	26.7 ft	20 ft	8.0 ft	20 ft	7.5 ft
DL-PS - 24 / 24	24	30 ft	17.1 ft	30 ft	26.7 ft	20 ft	8.0 ft	20 ft	7.5 ft
DL-PS - 48 / 24	48	30 ft	34.3 ft	30 ft	53.3 ft	20 ft	16.0 ft	20 ft	15.0 ft
DL-PS - 60 / 24	60	30 ft	42.9 ft	30 ft	66.7 ft	20 ft	20.0 ft	20 ft	18.8 ft
DL-PS - 90 / 24	90	30 ft	64.3 ft	30 ft	100.0 ft	20 ft	30.0 ft	20 ft	28.1 ft

Notes :

Wattage must be de-rated if power supply operates at max temperature range.

Refer to specification sheets for more information.

SUBMITTAL

Job Name:	Date:
Specification Type:	Job Location:
Drawing Location of Fixture Type:	Approval:
Specifier Name:	Sales Agency Contact:
Contact Phone/Email:	Contact Phone/Email:



JESCO
LIGHTING GROUP

JESCO LIGHTING GROUP
6625 TRAFFIC AVE
GLENDALE, NY 11385

800.527.7796
WWW.JESCOLIGHTING.COM
WWW.JESCOLED.COM

Specifications subject to change without prior notice.

LED FLEXIBLE LINEAR • DL-FLEX-UP RGB SERIES
DL-FLEX-UP-RGB

SIMPLE CONTROLLERS

LC-180-RF	Simple RGB Controller Includes pre-programmed functions. Includes remote control. Max 50 feet. Only use 1 LC-180-RF per location. Remote signal will interfere with other controllers.
------------------	--

DMX CONTROLLERS

LC-PC-100	Simple DMX Controller. Must be programmed with computer software. Features 3-button user interface.
LC-PC-200-RF	Hybrid RGB/DMX Controller. Includes pre-programmed functions. DMX control is optional by selecting DMX mode and assigning DMX address.
LC-PC-500	Advanced DMX Controller. Must be programmed with computer software. Features touch screen wall plate.

DMX ACCESSORIES

LC-200-INT	DMX Interface Assigns DMX address to LED fixtures
LC-AMP	DMX Amplifier Required for runs over 1,000 feet or over 16 fixtures. Use if not using LC-200-INT or LC-200-RPT.
LC-DB-2	DMX Distribution Block Use for splitting DMX runs. 2 ports.
DL-LC-KP8-W-8	Wall Keypad Optional control interface for LC-PC-100 Requires DL-LC-KP-CC
DL-LC-KP-CC	Keypad Connecting Cable Connects to LC-PC-100 with breakout board. Breakout board wired to DL-LC-KP8-W-8 (wire by other).

AMPLIFIERS

LC-200-RPT	Power Repeater Use for extending runs. Compatible with dimmers.
-------------------	---

SUBMITTAL

Job Name:	Date:
Specification Type:	Job Location:
Drawing Location of Fixture Type:	Approval:
Specifier Name:	Sales Agency Contact:
Contact Phone/Email:	Contact Phone/Email:



JESCO LIGHTING GROUP
 6625 TRAFFIC AVE
 GLENDALE, NY 11385

800.527.7796
WWW.JESCOLIGHTING.COM
WWW.JESCOLED.COM

Specifications subject to change without prior notice.


LED FLEXIBLE LINEAR • DL-FLEX-UP RGB SERIES
DL-FLEX-UP-RGB

PLUG & PLAY ACCESSORIES



DL-FLEX-UP-4-RGB

4" Linear Strip with FLEX-UP-RGB connectors on both ends
 May be connected to cut ends.
 Readily accepts cut end of DL-FLEX-UP-RGB
 Max Watt: 1.06W



DL-FLEX-RGB-X-C

Universal, "L", "X" & "T" connector
 Connects four DL-FLEX strips
 Cut to make 2-way "L" connection
 or 3-way "T" connection



DL-FLEX-RGBCC6

6" Flexible mid-connector
 To reach across or hide behind gaps

DL-FLEX-RGBCC12

12" Flexible mid-connector
 To reach across or hide behind gaps

HARD-WIRE ACCESSORIES



DL-FLEX-RGB-PC

19" Input Power Connector
 (13-1/2" Bare Wire / 5-7/8" FLEX-UP-RGB tape)
 Bare wire is connected to hard-wire equipment
 (e.g.: DL-PS power supply, DL-PS accessories)
 FLEX-UP tape accepts FLEX-UP connector
 May be used as a "Live End" connector for DL-FLEX-UP-RGB



DL-FLEX-RGB-PT

13" Output Power Connector
 (6-7/8" Bare Wire / 6" FLEX-UP-RGB
 tape with FLEX-UP-RGB connector)
 Bare wire connects to equipment
 (e.g.: LC-200-RPT, DL-PS accessories)

MOUNTING ACCESSORIES



DL-FLEX-CH6

Aluminum Mounting Channel
 6'L x 1/2"W x 1/3"H



DL-FLEX-CH-CLIP

Mounting Clip for DL-FLEX-CH6
 Recommended 24" between Clips for most installations.
 (Sold as a pair).



DL-FLEX-DC6

Clear acrylic lens to protect DL-FLEX
 91.5% light transmittance, 1% haze
 Length: 6'
 For use with DL-FLEX-CH6



DL-FLEX-FL6

Frosted acrylic lens to protect DL-FLEX
 85% light transmittance, 4% haze
 Length: 6'
 For use with DL-FLEX-CH6



LLMFH-C/C-CH6

Mounting Channel for carpet to carpet installation
 Includes clear lens
 Field cuttable
 Length: 6'



LLMFH-C/W-CH6

Mounting Channel for carpet to wood/tile installation
 Includes clear lens
 Field cuttable
 Length: 6'

SUBMITTAL

Job Name:	Date:
Specification Type:	Job Location:
Drawing Location of Fixture Type:	Approval:
Specifier Name:	Sales Agency Contact:
Contact Phone/Email:	Contact Phone/Email:



JESCO
 LIGHTING GROUP

JESCO LIGHTING GROUP
 6625 TRAFFIC AVE
 GLENDALE, NY 11385

800.527.7796
WWW.JESCOLIGHTING.COM
WWW.JESCOLED.COM

Specifications subject to
 change without prior notice.